

WELCOME – SUMMER WORKSHOP 2



WILDLIFE PHOTOGRAPHY

- **Intro**
 - **What's a "wild animal"?**
 - **Where can we go to find one?**
 - **How easy is it?**
 - **What equipment do we need?**



EASY SHOTS – GOOD'UNS



EASY SHOTS – FAILURES



EASY SHOTS - ZOO

- **Bars / Wires in the way**
- **Passive animals**
- **Lighting!?**
- **Cost**



TICKET TYPE	STANDARD GATE PRICES
Adult (16 – 59yrs)	£27.50

MORE COMPLEX – OUT IN THE WILD

- Beetles
- Bees
- Butterflies
- Found items



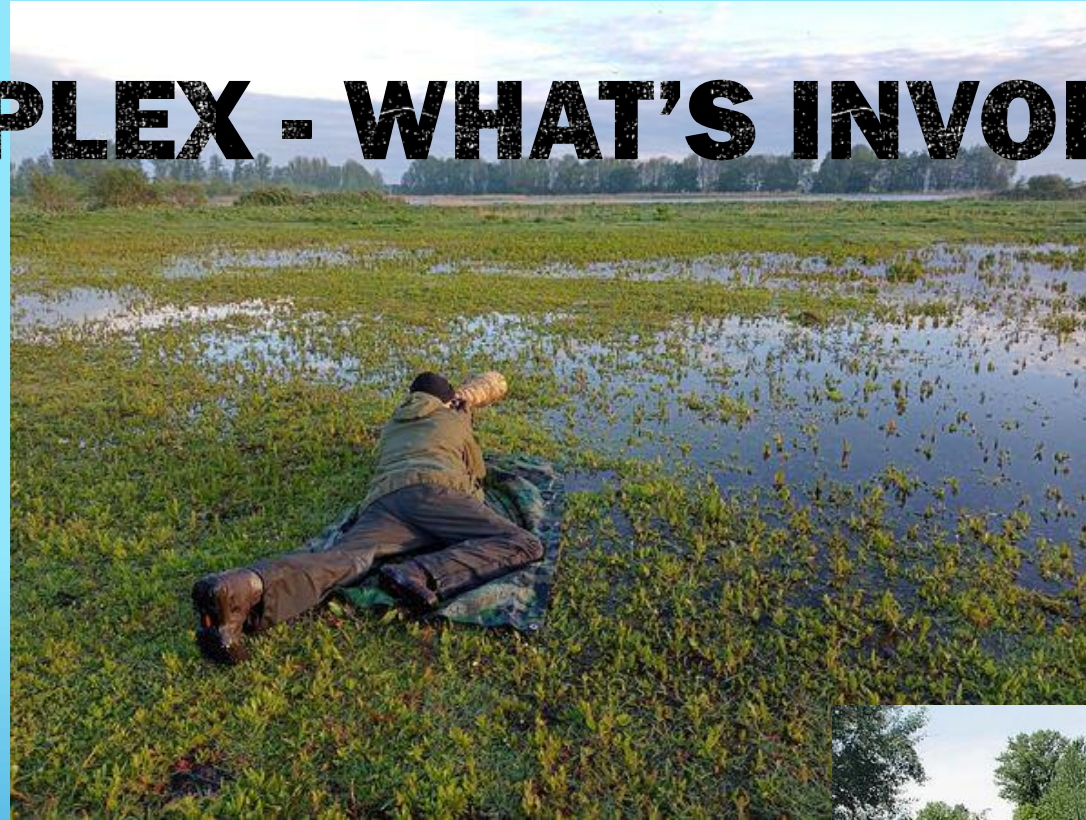
MORE COMPLEX – OUT IN THE WILD 2

- **Hérons**
- **Other birds**
- **Rabbits / Hares / Deer / Foxes /
Squirrels / Seals**



MORE COMPLEX - WHAT'S INVOLVED (1)

- Planning
- Clothing
- Timing
 - Morning / Evening
- Dedication



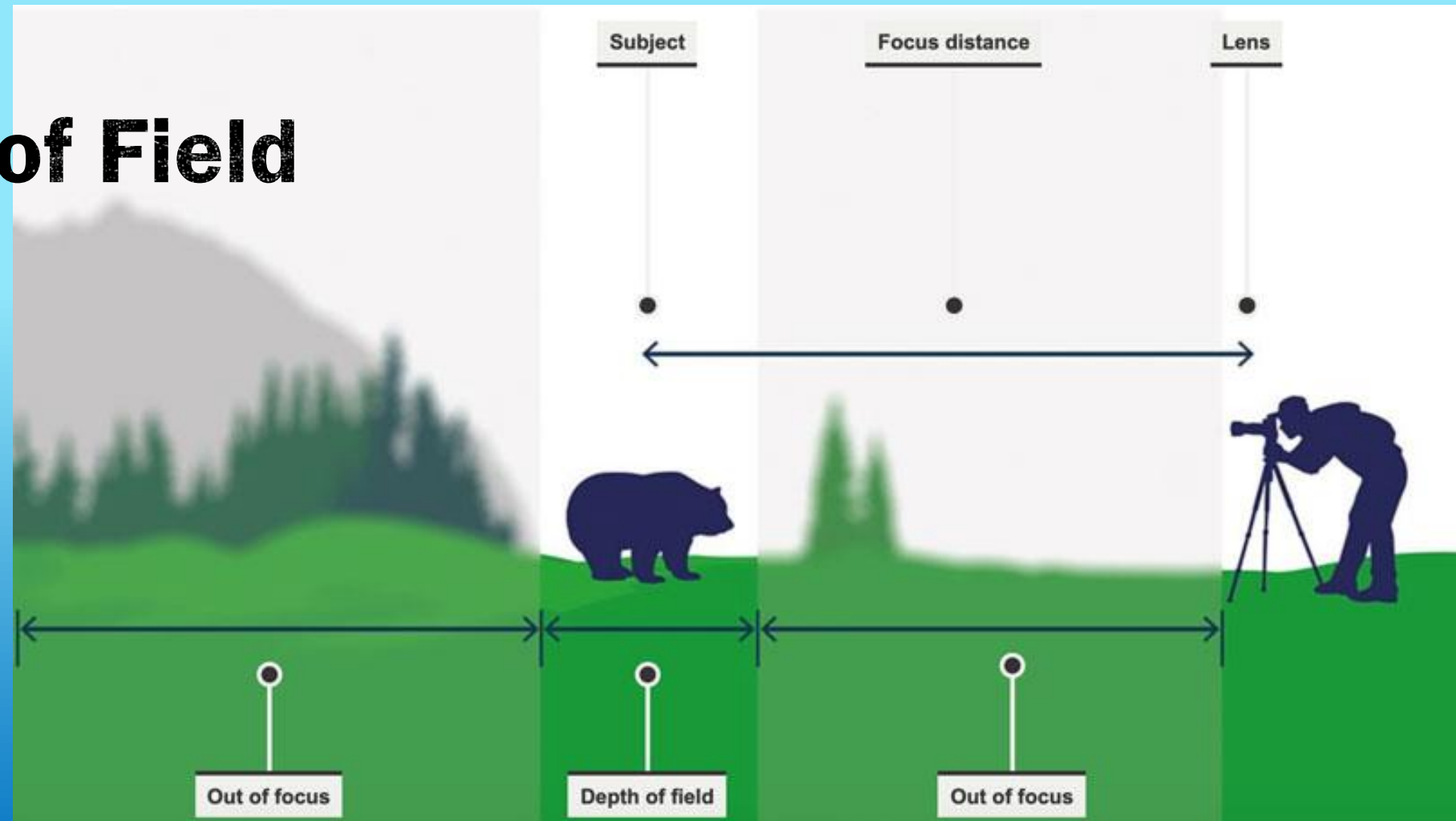
MORE COMPLEX - WHAT'S INVOLVED (2)

- **Lenses**
 - **Telephoto**
 - **Macro**
- **Lighting**
- **Depth of Field**



MORE COMPLEX - WHAT'S INVOLVED (3)

- **Depth of Field**



BREAK


THE COLOUR BLUE

- **Intro**




EASY SHOTS

- **The Sky**




EASY SHOTS

- **Water**



EASY'ish SHOTS

- **Flowers**



CONTRAST



WHAT'S AROUND US




WHAT'S AROUND US





ON OUR TRAVELS

- How the light is filtered
- Blue Hour




THE NEXT STAGE

- **Aerial Perspective**
- **Wrong colour balance**



■ **MORE COMPLEX - PLAN IT**



PROCESSING - CHANGING THE LOOK



THE END