



Hatfield Peverel & Ulting Horticultural Society

YOUR LOCAL GARDENING CLUB

Year Book & Schedules 2025



Front cover design by Pam Warren

SPRING SHOW

Saturday 5th April

AUTUMN SHOW

Saturday 4th October

Village Hall, Maldon Road, Hatfield Peverel

Doors open 2 – 4pm

<https://e-voice.org.uk/hatpevgardens>

The Society would like to thank
Hatfield Peverel Methodist Church for
their generous support.



HATFIELD PEVEREL & ULTING HORTICULTURAL SOCIETY

HONORARY
PRESIDENT Mr J Upson

COMMITTEE 2025

CHAIRMAN	Les Brann	01245 380448
VICE CHAIRMAN	Clive Emberson	01245 381704 or 07771 536938
SECRETARY	Clive Emberson	01245 381704
TREASURER	Jenny Clemo	01245 380852
SHOW SECRETARY	Keith Bunton	07907 666132
MEMBERSHIP SECRETARY/ PUBLICITY OFFICER	Trina Butcher	01245 380532

MEMBERS	Elaine Harvey	01245 380736
	Marel Elliston	01245 380827
	Pat Hercules	07946 400851
	Karen Bayley	07941 593353

PROGRAMME OF EVENTS

2025

MARCH	Thurs 27th	SPEAKER MEETING 'Owl and Bird of Prey Rescue' by Stephanie Callender-Jarrold 8pm, Village Hall, Maldon Road, CM3 2HP (Potatoes for competition)	(Please see page 3) (Please see page 4)
APRIL	Sat 5th	SPRING SHOW SPRING BULB COMPETITION (Potatoes for competition) Village Hall, Maldon Road	(Please see page 8) (Please see page 4)
MAY	Sat 10th	PLANT SALE & COFFEE MORNING (Geraniums for competition) 10.00 to 12.00, Oaklands, Nounsley Road, CM3 2NF	 (Please see page 4)
JULY	Thurs 3rd	SPEAKER MEETING 'The Secret Life of a Wood' by Roger Hance 8pm, Village Hall, Maldon Road, CM3 2HP	(Please see page 3)
SEPTEMBER	Thurs 25th	SPEAKER MEETING 'Hanningfield Nature Reserve' – by Bill Godsafe 8pm, Village Hall, Maldon Road, CM3 2HP POTATO COMPETITION (weighing)	(Please see page 3) (Please see page 4)
OCTOBER	Sat 4th	AUTUMN SHOW GERANIUM COMPETITION (Spring bulbs for competition) Village Hall, Maldon Road	(Please see page 12) (Please see page 4)
NOVEMBER	Thurs 27th	ANNUAL GENERAL MEETING AND SPEAKER MEETING 8pm, Village Hall, Maldon Road	(Please see page 3)

2026

APRIL	Sat 11th	SPRING SHOW	
-------	----------	--------------------	--

EVENTS

Don't forget our web site <https://e-voice.org.uk/hatpevgardens> contains information about the Society including the schedules for the Spring and Autumn Shows

THURS 27th

MARCH

SPEAKER MEETING

Village Hall, Maldon Road – 'Owl and Bird of Prey Rescue' by Stephanie Callender-Jarrold.

Doors open at 7.30pm and the talk starts at 8pm. Refreshments will be served free of charge but any donations will be gratefully accepted.

ALL WELCOME Admission: Members - Free / Non-members - £2

THURS

3rd

JULY

SPEAKER MEETING

Village Hall, Maldon Road – 'The Secret Life of a Wood' by Roger Hance

Doors open at 7.30pm and the talk starts at 8pm. Refreshments will be served free of charge but any donations will be gratefully accepted.

ALL WELCOME Admission: Members - Free / Non-members - £2

THURS

25th

SEPTEMBER

SPEAKER MEETING

Village Hall, Maldon Road – 'Hanningfield Nature Reserve' – by Bill Godsake.

Doors open at 7.30pm and the talk starts at 8pm. Refreshments will be served free of charge but any donations will be gratefully accepted.

ALL WELCOME Admission: Members - Free / Non-members - £2

THURS

27th

NOVEMBER

AGM AND SPEAKER MEETING

Village Hall, Maldon Road - Speaker to be confirmed.

Doors open at 7.00pm. AGM at 7.30pm and then the talk. Refreshments will be served free of charge but any donations will be gratefully accepted.

ALL WELCOME

COMPETITIONS

POTATO COMPETITION

£10 PRIZE SPONSORED BY THE SOCIETY

This competition is open to anyone, adult or child. All you need to do is to grow one potato tuber in the potato bag supplied. In late summer the produce will be officially 'dug up' and weighed. The person with the heaviest yield wins a £10 prize. But even better, you will have lovely fresh potatoes and we all know how good they taste. The tubers and containers may be obtained at the Spring Show (5th April) or by contacting Trina Butcher (Tel 01245 380532). A charge of £1 will be made to cover the cost of the tuber and container.

WINNER 2024: Noah Jay – 2.253kg

GERANIUM COMPETITION

£10 PRIZE SPONSORED BY THE SOCIETY

Plug plants will be available at the Spring Plant Sale and should be in flower for the Autumn Show.

Hints on Cultivation: Pot plug plant into a container no larger than 7.5cm (approx. 3in) diameter and then pot on as required. Final container must not exceed 25cm (approx. 10in) diameter. Nip out growing shoots as required. Feed the plant regularly with a high potash feed.

Winner of Chrysanthemum competition 2024: Mary Brann

SPRING BULB COMPETITION

£10 PRIZE SPONSORED BY THE SOCIETY

Bulbs will be available at the Autumn Show. They should be planted up in a container not exceeding 30cm (approx. 12in) diameter and be in flower for the Spring Show the following year.

Hints on Cultivation: Plant the bulbs as soon as you have them. Place the container outside in a shaded, frost free place; preferably plunged in the ground or in a cold frame. About 12 weeks before the show bring the container into a cold green house or cold room in the house but don't let the temperature rise above 13°C (55°F). The plants should be in full flower for the show.

WINNER 2024: Pat Hercules

SHOW RULES

1. (a) Entry fees: Members 30p. Non-members 40p. All children's classes are free.
(b) Please contact Keith Bunton at any reasonable time by telephone: 07907 666132, or alternatively by post/hand: Bridge End, Station Road, Hatfield Peverel, Chelmsford, CM3 2DS, or by email: k.bunton@btinternet.com by 6pm on the Friday before the Show with your entries.
(c) The appropriate entry fee must be paid at the time the entry cards are issued to exhibitors.

LATE ENTRIES ON SHOW DAY will only be accepted at the Show Secretary's discretion and depending on available space

2. Unless stated otherwise in the schedule all exhibits must be the property of the exhibitor. Exhibits of fruit, flowers and vegetables must have been in the possession of the exhibitor for at least two months prior to the show. Articles of handicraft and items of cookery must have been made by the exhibitor. All entries in the Children's classes must be the child's own unaided work.
3. In order to be satisfied that the conditions governing competitive exhibits are fulfilled, the committee reserve the right to visit, before or after the show, gardens from which plants, flowers, fruit or vegetables have been entered for competition.
4. Only one exhibit per exhibitor in any particular class is allowed unless stated otherwise in the schedule.
5. Exhibitors must supply their own dishes, trays etc. for their exhibits if these are specified in the schedule.
All cut flowers must be displayed in the vases supplied by the Society unless specified otherwise in the schedule.
6. On Show Day, exhibits can be staged from **8.00am** and exhibitors must be out of the hall by **10.30am**. Only judges and stewards may be present during judging. No exhibit may be removed before **4.15pm**.
7. The decisions of the judges, on all points relative to the respective merits of the exhibits; and decisions of the Show Secretary as to the interpretation of the Schedule and Rules and on all questions regarding the eligibility of an exhibitor shall be final.
8. Any query or complaint must be addressed to the Show Secretary **before 3.00pm** on Show Day otherwise it cannot be entertained.
9. All prizes are awarded entirely at the judge's discretion. A judge may withhold an award should there be insufficient entries in any class or section.
10. In the event of a tie for a trophy or award, where applicable, the exhibitor gaining the **most firsts** will be adjudged the winner.
11. Prize money must be collected by **3.45pm on Show Day**. Payments will not be made after this time.
12. The Society will not be responsible for any loss or damage to exhibits or articles of personal property from whatever cause arising.

NOTE: Any person of any age may enter any of the classes except where specified otherwise in the schedule.

SHOW PROGRAMME

Staging of Exhibits	8.00 to 10.30
Judging	10.45 to 13.00
Show Open	14.00
Presentation of Prizes	16.00 (approx)
Raffle Drawn	16.15 (approx)
Close	

JUDGES 2025

Veg. & Fruit
Flowers
Floral Arrangement
Cookery
Handicrafts
Photography
Children's

SPRING SHOW

N/A
Mrs G Owen
Mr L Clark
Mrs G Smith
Mr L Clark
Mr T Stone
Mr L Clark

AUTUMN SHOW

Mr K Jackson
Mr K Jackson
Mr L Clark
Mrs G Smith
Mr L Clark
Mr T Stone
Mr L Clark

PRIZES

Unless stated otherwise, prizes will be awarded as follows:-

	1st	2nd	3rd
Adults	£1	70p	50p
Children	£1	70p	50p

Classes marked with an asterisk (*) throughout the Schedule, 1st prize will be £5 sponsored by the Society.

PLEASE NOTE: Prize money must be collected BEFORE 3.45pm ON SHOW DAY.

HINTS TO EXHIBITORS

Read the Rules and Schedule carefully and be sure that the exact number of specimens is staged. All vegetable roots should be washed, not scrubbed. Onions should not be skinned; remove loose skin only. All fruit, tomatoes, cucumbers, peas and beans should have the stalk attached. Do not polish fruit. Do not overcrowd your exhibit. Cover potatoes, celery and cauliflower with thick paper until just before judging as this will prevent greening.

Blooms may be dressed by removing a few damaged petals but make sure they are removed cleanly and rearrange other petals to fill the gaps. Uniformity is most important. Do not put your exhibit out of balance by including an extra large specimen. It is helpful but not essential to include the cultivar name with an exhibit. For the enthusiast, a copy of the RHS 'Horticultural Show Handbook' may be perused on request from the Secretary or personal copies may be purchased from the RHS, Vincent Square, London.

Cookery exhibits should never be warm when placed for judging. Check bottles of preserves for tight sealing. All jars should be clear glass, up to 1lb (454g) size, be well filled, perfectly clean and showing no trade names. All exhibits to be covered with the Society's cake domes unless inappropriate, in this case cling film may be used.

Division 1 Trumpet Daffodils
Cup as long as or longer than the petals.



Division 2 Large cupped Daffodils
Cup more than one third but less than equal to the length of the petals



Division 3 Small cupped Daffodils
Cup not more than one third the length of the petals.



The easiest way to decide which division a daffodil is in, is to bend a petal alongside the cup and compare the length of one to the other.

Division 4 Double Daffodils
(Including split corona)



Division 5 Triandrus.



Division 6 Cyclamineus.



Division 7 Jonquilla



Division 8 Tazetta.



Division 9 Poeticus.



SPRING SHOW

SATURDAY 5th APRIL 2025

VILLAGE HALL, MALDON ROAD

SCHEDULE OF EXHIBITS

SECTION A OPEN

DAFFODILS (NARCISS)

DOE MEMORIAL CUP

Diploma of Excellence in Horticulture for best individual exhibit in Section

NOTE: CUT FLOWERS in Section A & Section B are to be displayed in the Society's vases unless stated otherwise in the schedule Please refer to previous page for descriptions. Varieties should be named if known.

CLASS DIVISION ONE - TRUMPET

Cup as long or longer than the 'petals'

1. One bloom, yellow petals with white or coloured trumpet
2. One bloom, white petals with coloured trumpet
3. One bloom, white petals with white trumpet
4. Any three blooms in division one

DIVISION TWO - LARGE CUP

Cup more than one third but less than equal to the 'petal' length

5. One bloom, yellow petals with large white or coloured cup
6. One bloom, white petals with large coloured cup
- 7.* One bloom, white petals with large white cup **£5 PRIZE**
8. Any three blooms in division two

DIVISION THREE - SMALL CUP

Cup not more than one third 'petal' length

9. One bloom, yellow petals with white or coloured cup
10. One bloom, white petals with coloured cup
11. One bloom, white petals with white cup
12. Any three blooms in division three

DIVISION FOUR - DOUBLE DAFFODILS

13. One bloom, double daffodil
14. Any three blooms, double daffodil

OTHER DAFFODILS

15. Three blooms, from any division other than 1, 2, 3 & 4
16. Three stems, multi-headed, from any division **other than** 1, 2, 3 & 4
17. Any other daffodil, 1 stem, from any division **other than** 1, 2, 3 & 4
18. 12 daffodils, arranged for effect in a bowl or vase
19. Daffodils growing in a container (Max. diameter 25cm)

20. **SPRING BULB COMPETITION**

£10 PRIZE SPONSORED BY THE SOCIETY

Don't forget to enter the container of daffodil bulbs you bought last year at the Autumn Show. **NOTE:** The container must not exceed 30cm diameter.

BEST INDIVIDUAL EXHIBIT: LES CHILDS MEMORIAL BOWL**CLASS**

50. Tulips, vase of 3, any variety
51. Tulips, growing in a container (max. diameter 25cm)
52. Flowering bulbs, not daffodils or tulips, growing in a container (max. diameter 25cm)
53. Single Cyclamen, growing in a container
54. Spring patio container
- 55.* Spring flowers, vase of 10 stems, mixed **£5 PRIZE**
56. Flowering shrubs or trees, 5 stems, minimum of 2 varieties
57. Primulas, (any of the primula family), 5 stems
58. Camellia, specimen bloom with foliage
59. Hellebores, vase of 3 stems
60. Pansy / viola, 5 stems in a container of your choice
61. Muscari (grape hyacinth), vase of 5 stems
62. Cactus or succulent, growing in a pot
63. Any other pot plant, foliage
64. Any other pot plant, flowering, other than orchid
65. Orchid

} (max. diameter 25cm)

SECTION C OPEN**FLORAL ARRANGEMENT**

Diploma of Excellence in Floral Art for best individual exhibit in Section

80. An arrangement in an unusual container
81. An arrangement of foliage, for effect in a container of your choice
- 82.* A miniature arrangement in any container, overall size not more than 10cm

£5 PRIZE

SECTION D OPEN**COOKERY****SOCIETY CUP**

Certificate of Merit for best individual exhibit in Section

100. Jar of chutney
101. Jar of jam
102. Jar of jelly
103. Jar of marmalade
104. Jar of lemon curd
105. Fruit flan

Jars must be clear glass up to 1lb (454g) size, completely filled, named and dated and with no trade names visible. Closures may be screw cap or jam pot cover.

106. Savoury biscuits, 5
107. Butterfly cakes, 5
108. Iced buns (using yeast), 3

109. DATE AND WALNUT CAKE

£10 PRIZE SPONSORED BY THE SOCIETY

Ingredients

100g unsalted butter, diced and softened
 250g soft dates, pitted and roughly chopped
 150ml boiling water
 1 tsp instant coffee granules
 225g self raising flour
 75g caster sugar

1 tsp baking powder
 55g dark muscovado sugar
 2 medium eggs, lightly beaten
 100g walnuts, roughly chopped
 Pinch of salt
 1 tbsp demerara sugar

Method: Preheat the oven to 180°C/160°C Fan/Gas 4.

Grease and line the base and ends of a 900g/2lb loaf tin.

Combine the butter, dates, boiling water and instant coffee granules in a large mixing bowl. Mix to combine and leave for 30 minutes for the butter to melt and the dates to soften. Add the caster and dark muscovado sugar to the date mixture, stirring well to combine and to dissolve any lumpy brown sugar. Add the beaten eggs and mix again to combine. Sift the flour, baking powder and a pinch of salt into the bowl and mix until smooth. Add all but 1 tablespoon of the chopped walnuts and mix again. Scoop the mixture into the prepared tin, spread level and scatter the remaining walnuts and demerara sugar over the top.

Bake on the middle shelf of the preheated oven for 30 minutes, then reduce the oven temperature to 170°C/150°C Fan/Gas 3 and cook for a further 25–30 minutes, or until a wooden skewer inserted into the middle of the cake comes out clean. If the cake is browning too quickly, loosely cover the top with foil or baking paper.

Remove the cake from the oven, leave in the tin for 3–4 minutes, then carefully lift out of the tin and leave on a wire cooling rack until completely cooled.

See: www.bbc.co.uk/food/recipes/date_walnut_cake_29338

SECTION E OPEN

HANDICRAFTS

BRITISH LEGION CUP

Certificate of Merit for best individual exhibit in Section

Entries not to have been previously exhibited at Hatfield Peverel & Ulting Horticultural Society shows.

CLASS

- | | | |
|-------|--------------------------|---|
| 150. | A knitted item | |
| 151. | A patchwork item | |
| 152. | A bag | |
| 153. | Freestyle embroidery | |
| 154.* | A painted egg | £5 PRIZE |
| 155. | A papercraft item | |
| 156. | A painting in any medium | } Exhibitor's name NOT visible
Judged on artistic merit only |
| 157. | A drawing in any medium | |

SECTION F OPEN

CHILDREN'S CLASSES

CLAYDON MEMORIAL SHIELD

BEST INDIVIDUAL EXHIBIT: SOCIETY CUP

£5 PRIZE SPONSORED BY THE SOCIETY

Certificate of Merit for best individual exhibit in each age group of Section

Entries are FREE. Child's name and age must be shown on entry form.

CLASS UP TO AND INCLUDING AGED 6 (ON DATE OF SHOW)

- 200. Decorated biscuit
- 201. A potato person
- 202. Painted stone

CLASS AGED 7 TO 11 (ON DATE OF SHOW)

- 202. Decorated biscuit
- 203. A potato person
- 204. Pencil drawing

SECTION G OPEN**PHOTOGRAPHY****LENS CUP**

£5 PRIZE SPONSORED BY THE SOCIETY

RULES FOR THIS SECTION

Any amateur photographer may enter a photograph they have taken. Photographs may be colour or monochrome and must be unframed, un-mounted, non-composite and not exceeding 18cm x 13cm (7in x 5in approx). A maximum of THREE PHOTOGRAPHS per PERSON per CLASS are allowed and each photograph requires an entry fee. No person whose profession is photography or photographic services may enter. **Entries not to have been exhibited previously at Hatfield Peverel and Ulting Horticultural Society shows.**

CLASS

- 250. Black and white
 - 251. A view through
 - 252. Reflections
 - 253. Woodland
-

SECTION H OPEN**MISCELLANEOUS****CLASS**

- 260. IPA brewed from a commercial brewing kit, 500ml bottle sealed with a metal push-on cap.
-

“Weeds are flowers too, once you get to know them.” – A A Milne

AUTUMN SHOW

SATURDAY 4th OCTOBER 2025

VILLAGE HALL, MALDON ROAD

SCHEDULE OF EXHIBITS

SECTION I OPEN

VEGETABLES & FRUIT

BEDDOE CUP

Diploma of Excellence in Horticulture for best individual exhibit in Section

CLASS VEGETABLES

1. Collection of potatoes, 3 distinct varieties, 3 of each variety
2. Runner beans, 6 pods
3. Beetroot, 3 round
4. Parsnips, 3
5. French/Dwarf beans 6
6. Bulb of garlic, 1
7. Sweetcorn cobs, 2
8. Tomatoes, 5
9. Tomatoes, 6, cherry type
10. Stems of chard, 5, displayed in a vase
11. Leeks, 3
12. Carrots, 3, other than long, no more than 8cm of tops
13. Carrots, 3, long, no more than 8cm of tops
14. Onions, 3, grown from seed
15. Onions, 3, autumn sown or grown from sets
16. Potatoes, 3, white, one variety
- 17.* Potatoes, 3, coloured, one variety **£5 PRIZE**
18. Potatoes, 3, Heritage variety, (must be named)
19. Shallots, 9, exhibition
20. Shallots, 9, pickling, not more than 2.5cm diameter
21. Marrow, 1 vegetable, fit for table use, (maximum length 35cm)
22. Courgettes, 2, (between 10 and 15cm long)
23. Sweet peppers, 2
24. Cucumbers, 2
25. Any other vegetable (quantities as per RHS)
26. Container of mixed vegetables
27. Misshapen vegetable, any
28. Heaviest marrow
29. Longest runner bean
30. Tied bunch of herbs in water, (own container allowed)

Must be sound

31. BEST TRAY COMPETITION

£10 PRIZE SPONSORED BY THE SOCIETY

The rules for this competition are given on page 18

32. Apples, dish of 3 dessert, any variety
33. Apples, dish of 3 cooking, any variety
34. Pears, dish of 3, any variety
35. Raspberries, dish of 12
36. Blackberries, dish of 12
37. Grapes, 1 bunch
38. Any other fruit, dish of 3

All fruit must have stalk attached

NOTE: Cut flowers in Sections K, L, & M must be exhibited in the Society's vases unless stated otherwise in the schedule

SECTION K OPEN CHRYSANTHEMUMS (DENDRANTHEMA) THE SOCIETY CUP
BEST INDIVIDUAL EXHIBIT: ROY TURNER CUP

50. Specimen bloom, incurved
51. Specimen bloom, reflex
52. Vase of 3, incurved (any colour)
53. Vase of 3, reflex (any colour)
54. Vase of 5, one or more variety
55. A collection of mixed chrysanthemums arranged for effect in a bowl or vase of the exhibitor's choice
56. 3 stems of spray chrysanthemums
57. Potted chrysanthemum (pot not to exceed 25cm diameter)


SECTION L OPEN DAHLIAS THE SOCIETY CUP

£10 PRIZE FOR BEST EXHIBIT IN CLASS 114


100. Specimen bloom, giant decorative, greater than 260mm diameter
101. Specimen bloom, large decorative, not exceeding 260mm diameter
102. Specimen bloom, giant cactus or semi-cactus, greater than 260mm diameter
103. Specimen bloom, large cactus or semi-cactus, not exceeding 260mm diameter
104. Vase of 3, medium decorative, not exceeding 220mm diameter
105. Vase of 3, medium cactus and/or semi-cactus, not exceeding 220mm diameter
106. Vase of 3, small decorative, not exceeding 170mm diameter
107. Vase of 3, small cactus and/or semi-cactus, not exceeding 170mm diameter
108. Vase of 3, small ball, not exceeding 170mm diameter
109. Vase of 3, miniature ball, not exceeding 115mm diameter
110. Vase of 3, miniature decorative, not exceeding 115mm diameter
111. Vase of 3, pompon, not exceeding 55mm diameter
112. Vase of 3, single flowered
113. Vase of 3, any other dahlia
114. A collection of mixed dahlias, arranged for effect, in a bowl or vase of the exhibitor's choice

DAHLIA CLASSIFICATION


CACTUS



DECORATIVE




POMPON




COLLERETTE




SEMI
CACTUS




SINGLE
FLOWERED




BALL



WATER LILY



ANEMONE



ORCHID



SECTION M OPEN**OTHER FLOWERS****ROSE PLAQUE****BEST INDIVIDUAL EXHIBIT: NEVILLE BRIGHT CUP****CLASS**

150. Michaelmas daisies, (Aster) 3 stems
151. Rose, specimen bloom
152. Rose, cluster flowered, 2 stems
153. Vase of perennial flowers, 5 stems
154. Vase of annual flowers, 5 stems
155. 6 Fuchsia blooms displayed in a box (provided by the Society)
156. Pelargonium (geranium) plant
157. Cactus or succulent plant
158. Any other pot plant (Flowering)
159. Any other pot plant (Foliage)
160. Plant grown from seed this year
161. Fuchsia plant
162. Pansy/viola, 5 stems in a container of your choice
- 163.* Hydrangea, 1 head **£5 PRIZE**
164. Canna, specimen spike
165. Grasses and/or seed heads (living material, not dried)
166. Autumn berries, 3 stems
167. **'BEST VASE' COMPETITION**
£10 PRIZE SPONSORED BY THE SOCIETY
The rules for this competition are given on page 19
168. **GROW A GERANIUM COMPETITION**
£10 PRIZE SPONSORED BY THE SOCIETY
Don't forget to enter the special geranium you bought at the Spring Plant Sale.
NOTE: The container must not exceed 25cm diameter.

Pot not to exceed 25cm
diameter

SECTION N OPEN**FLORAL ARRANGEMENT**

Diploma of Excellence in Floral Art for best individual exhibit in Section

200. An arrangement in a recycled container
201. An arrangement of foliage and berries, for effect in a container of your choice
- 202.* Table centrepiece **£5 PRIZE**

SECTION O OPEN**COOKERY****MIXING BOWL TROPHY**

Certificate of Merit for best individual exhibit in Section

250. Jar of chutney
251. Jar of marmalade
252. Jar of stone fruit jam
253. Jar of soft fruit jam
254. Jar of jelly
255. Upside down cake
256. Focaccia
257. Cheese and onion pasty, (homemade pastry)
258. Meringues, 5

Jars must be clear glass up to 1lb (454g) size,
completely filled, named and dated and with
no trade names visible. Closures may be
screw cap or jam pot cover.

CLASS

259. **EXPRESS CHOCOLATE CAKE**

£10 PRIZE SPONSORED BY THE SOCIETY

Ingredients

190g plain flour
2 tablespoons cocoa
1 level teaspoon bicarbonate of soda
1 level teaspoon baking powder
150g caster sugar
2 tablespoons golden syrup
2 eggs lightly beaten

150ml corn oil

150ml milk

For the Fudge Icing

75g Butter
225g icing sugar, sieved
50g cocoa, sieved
about 6 tablespoons milk

Method: Sieve the flour, cocoa, bicarbonate of soda, and baking powder into a large bowl. Make a well in the centre and add the sugar and syrup. Gradually stir in the eggs, oil and milk and beat well to make a smooth batter. Pour the batter into 2 greased and lined 18 to 20cm (7 to 8inch) sandwich tins. Bake in a pre-heated oven at 160°C/140°C Fan/Gas 3 for 30 to 35 minutes or until the cake springs back when lightly pressed with the finger tip. Turn the cakes out onto a wire rack to cool, removing the paper.
Fudge Icing:- Melt the butter in a saucepan, stir in the cocoa and cook very gently for 1 minute. Remove from the heat and stir in the milk and icing sugar. Mix well to a spreading consistency. Spread half onto one cake, then sandwich the cakes together and spread the remaining icing over the top of the cake. Leave to set.

SECTION P OPEN

HANDICRAFTS

KYNASTON TROPHY

£5 PRIZE SPONSORED BY THE SOCIETY

Certificate of Merit for best individual exhibit in Section

CLASS 304 Entries from young people aged 12 to 16 SPONSORED BY HATFIELD PEVEREL METHODIST CHURCH

Entries not to have been previously exhibited at Hatfield Peverel & Ulting Horticultural Society shows.

CLASS

- | | | |
|------|--|---|
| 300. | A knitted item | |
| 301. | A crocheted item | |
| 302. | A soft toy | |
| 303. | A handmade box in any medium | |
| 304. | A recycled item made from pre-used or repurposed materials | |
| 305. | A Remembrance poppy in any medium | |
| 306. | An item of embroidery or cross stitch | |
| 307. | A painting in any medium | } Exhibitor's name NOT visible
Judged on artistic merit only |
| 308. | A drawing in any medium | |

SECTION Q OPEN**CHILDREN'S CLASSES****GILDER CUP**

£5 PRIZE SPONSORED BY THE SOCIETY

Certificate of Merit for best individual exhibit in each age group of Section

Entries are FREE. Child's name and age must be shown on entry form.

CLASSES 351 AND 353 SPONSORED BY HATFIELD PEVEREL METHODIST CHURCH

UP TO AND INCLUDING AGED 6 (ON DATE OF SHOW)

- 350. Make a necklace from vegetables
- 351. A recycled item made from pre-used or repurposed materials

AGED 7 TO 11 (ON DATE OF SHOW)

- 352. Make a necklace from vegetables
- 353. A recycled item made from pre-used or repurposed materials

SECTION R OPEN**PHOTOGRAPHY****SHUTTER TROPHY**

£5 PRIZE SPONSORED BY THE SOCIETY

RULES FOR THIS SECTION

Any amateur photographer may enter a photograph they have taken. Photographs may be colour or monochrome and must be unframed, un-mounted, non-composite and not exceeding 18cm x 13cm (7in x 5in approx). A maximum of THREE PHOTOGRAPHS per PERSON per CLASS are allowed and each photograph requires an entry fee. No person whose profession is photography or photographic services may enter. **Entries not to have been exhibited previously at Hatfield Peverel and Ulting Horticultural Society shows.**

CLASS

- 450. Front door
- 451. Bug(s)
- 452. Harvest
- 453. Feed the birds

SECTION S OPEN**MISCELLANEOUS**

CLASS

- 500. Fruit gin, 200ml bottle
-

MORE HINTS**Vegetables:**

- Should be properly prepared for showing. "As grown" means that vegetables should be carefully washed to remove soil
- Do not trim foliage or roots unless stated
- The judge will be looking for quality, condition, cleanliness, freshness and the absence of blemishes
- Stage your entries as attractively as possible on plates or directly on to the table in a 'spoke' formation (e.g. peas) or in rows (e.g. runner beans)
- Size is important, normally the larger the better without being too large.

- Uniformity of size, shape and colour can be better than larger entries not of consistent size

- No vegetables or fruit will be tasted by the judge

Fruit:

- Should be ripe, look fresh and is to be staged with stalks attached
- Uniformity of exhibits is important when there is more than one but ideally should be above average size for the variety without being enormous
- Avoid any fruit with blemishes and they should be characteristic in shape and colour
- Try to avoid staging over ripe or under ripe fruits
- Aim for a neat attractive presentation, symmetrical if possible, arrange on a plate
- Remember where there is a number requested in the schedule you must show that number

Plants in Pots:

- Pot size is critical, too large and it will not be judged
- People often think bigger is better, it is not always the case - small and beautiful will compete well
- Don't worry about pollen beetles in the flowers but do worry about greenfly
- Remove old leaves or anything that spoils the look of the plant and don't forget to clean the pot if it is dirty

Cut flowers:

- Most flowers look better in a vase if cut the night before and left in deep water, rather than cutting them on the morning of the show
- For vases of one species try to show a uniform set of blooms. Good uniformity will often outperform size

Floral Arrangement:

- Balance and harmony as well as design and colour make the winning entry

Cookery and Preserves:

- Make sure you include the correct number of items where specified
- Presentation and appearance is important as in other classes, it is not just about the taste

Photography:

- Please bring only unmounted photographs, within the size limit detailed in the section
- The judge will want to see a clear crisp image which captures the class title in the most appealing way

'BEST TRAY' COMPETITION RULES

1. The 'BEST TRAY' class is a collection of four types of vegetables from different families taken from classes 2 to 24. ie: You cannot enter onions and shallots (same type).

The number of each vegetable is as specified in the class.

Each type of vegetable will be judged out of a total of 20 points. This is split into three sections as follows:-

Size, shape and colour, 7 points

Condition, 7 points

Uniformity, 6 points

The overall mark will therefore be out of a total of 80 points.

2. All vegetables are to be displayed for effect. Vegetables must be displayed within an area measuring 60 x 60cm (24 x 24in) without bending any part of them. A tray or board of the stated size may be used to display the vegetables or an area marked out on the staging. No accessories such as foliage, plates, sand, rings, etc. are allowed.

NOTE: Competitors may also wish to consult the 'Show Rules' (Page 5) and the 'Hints to Exhibitors' (Page 6).

'BEST VASE' COMPETITION RULES

1. The 'BEST VASE' class is for a vase of mixed flowering stems containing between 5 and 10 stems taken from a minimum of 2 different KINDS of plants. Flowering stems may be taken from any flowering plant. However, PLEASE NOTE:-

The rule states '..... a minimum of 2 different KINDS of plant.....' Two varieties of the same plant are NOT kinds. Hence plants need to be taken from different Genera. For instance:-

Pinks, Carnations and Sweet Williams are all Dianthus and are not different kinds.

2. Stems used in the display must be home grown and showing flowers. Foliage growing naturally from the flowering stem is allowed. Seed heads and berries are not allowed.
3. Accessories such as extra foliage, bows, twigs, dried or silk flowers etc. are **not** allowed. Packing material including 'Oasis' is permitted.
4. The display will be judged out of a total of 35 points. This is split into two sections as follows:-
Colour, form, condition, quality and freshness of the flowers, 25 points
Overall presentation and effect, 10 points.
5. The vase will be viewed from all directions and judged to the normal rules used for other classes.

NOTE: Competitors may also wish to consult the 'Show Rules' (Page 5) and the 'Hints to Exhibitors' (Page 6).

AND FINALLY.....

Don't forget to plant those competition bulbs for the Spring Show.

Until next year
Good Gardening.

ENTRIES

Spring Show: Entries to Keith Bunton at any reasonable time by telephone: (07907 666132), or alternatively by post/hand: Bridge End, Station Road, Hatfield Peverel, Chelmsford, CM3 2DS) or by email: k.bunton@btinternet.com by 6pm on the Friday evening before the Show.

Autumn Show: Entries to Clive Emberson at any reasonable time by telephone: (01245 381704 or 07771 536938), or alternatively by post/hand: (62 New Road, Hatfield Peverel, Chelmsford, CM3 2JA), or by email: cliveemberson@outlook.com

I WISH TO ENTER THE FOLLOWING CLASSES

(Please enter Nos. in numerical order)

TOTAL No. Of ENTRIES.....

TOTAL ENTRY FEE.....

Please PRINT

NAME.....

ADDRESS.....

.....

AGE (If under 16).....

Please return to the Show Secretary by the Friday prior to the show

I WISH TO ENTER THE FOLLOWING CLASSES

(Please enter Nos. in numerical order)

TOTAL No. Of ENTRIES.....

TOTAL ENTRY FEE.....

Please PRINT

NAME.....

ADDRESS.....

.....

AGE (If under 16).....

Please return to the Show Secretary by the Friday prior to the show

I WISH TO ENTER THE FOLLOWING CLASSES

(Please enter Nos. in numerical order)

TOTAL No. Of ENTRIES.....

TOTAL ENTRY FEE.....

Please PRINT

NAME.....

ADDRESS.....

.....

AGE (If under 16).....

Please return to the Show Secretary by the Friday prior to the show