



Hatfield Peverel & Ulting Horticultural Society

Year Book & Schedules 2024



Front cover design by Pam Warren

SPRING SHOW

Saturday 6th April

AUTUMN SHOW

Saturday 5th October

Village Hall, Maldon Road, Hatfield Peverel

Doors open 2 – 4pm

<https://e-voice.org.uk/hatpevgardens>

HATFIELD PEVEREL & ULTING HORTICULTURAL SOCIETY

HONORARY
PRESIDENT Mr J Upson

COMMITTEE 2024

CHAIRMAN	Les Brann	01245 380448
VICE CHAIRMAN	Clive Emberson	01245 381704 or 07771 536938
SECRETARY	Clive Emberson	01245 381704
TREASURER	Jenny Clemo	01245 380852
SHOW SECRETARY	Clive Emberson	01245 381704
MEMBERSHIP SECRETARY/ PUBLICITY OFFICER	Trina Butcher	01245 380532

MEMBERS	Elaine Harvey	01245 380736
	John Heathcote	01245 380766
	Keith Bunton	07970 666132
	Marel Elliston	01245 380827
	Ben Eng	01245 382537
	Pat Hercules	07946 400851

PROGRAMME OF EVENTS

2024

MARCH	Thurs 14th	SPEAKER MEETING 'Coast of Essex' by David Simmonds 8pm, Village Hall, Maldon Road, CM3 2HP (Potatoes for competition)	(Please see page 3) (Please see page 4)
APRIL	Sat 6th	SPRING SHOW SPRING BULB COMPETITION (Potatoes for competition) Village Hall, Maldon Road	(Please see page 8) (Please see page 4)
MAY	Sat 11th	PLANT SALE & COFFEE MORNING (Chrysanthemums for competition) 10.00 to 12.00, Oaklands, Nounsley Road, CM3 2NF	(Please see page 4)
JULY	7th – 11th*	Holiday – EAST YORKSHIRE	(Please see page 3)
SEPTEMBER		POTATO COMPETITION (weighing)	(Please see page 4)
OCTOBER	Sat 5th	AUTUMN SHOW CHRYSANTHEMUM COMPETITION (Spring bulbs for competition) Village Hall, Maldon Road	(Please see page 12) (Please see page 4)
	Tues 8th	INTERSOCIETY QUIZ 7.30pm, Village Hall, Maldon Road	(Please see page 3)
NOVEMBER	Thurs 28th	ANNUAL GENERAL MEETING AND CHRISTMAS GATHERING 8pm, Village Hall, Maldon Road	(Please see page 4)

2025

APRIL Sat 5th **SPRING SHOW**

***Tickets and/or information from Clive Emberson Tel: 01245 381704**

EVENTS

Don't forget our web site <https://e-voice.org.uk/hatpevgardens> contains information about the Society including the schedules for the Spring and Autumn Shows

THURS

SPEAKER MEETING

14th

Village Hall, Maldon Road – 'Coast of Essex' by David Simmonds

MARCH

Doors open at 7.30pm and the talk starts at 8pm. Refreshments will be served free of charge but any donations will be gratefully accepted.

ALL WELCOME Admission: Members - Free / Non-members - £2

7th– 11th

EAST YORKSHIRE

JULY

We head north this year to Yorkshire's East Riding. Our stay will be based in Willerby on the outskirts of Kingston upon Hull at the 4* Grange Park Hotel which offers a swimming pool and fitness centre. All rooms are wheelchair accessible. We will be visiting Norwell Nurseries and gardens en route, the gardens at Southwood Hall, The Ridings, Wassand Hall (house and gardens) plus one other, TBA during our stay. There will also be a tour of Beverley Minster and a visit to Hornsea Folk Museum. Belton House is our final visit on the way home. The holiday includes: all coach travel, four night's dinner bed and breakfast, admission to all venues, three lunches and refreshments at five of the venues.

Cost per person: £565.00 per person for a double or twin room and £675 for a single room. Garden rooms are available at an additional cost of £30 per night.

Bookings with £50.00 deposit per person to: Clive Emberson, 62 New Road, Hatfield Peverel, CM3 2JA. BACS payments to Nationwide, sort code 07-00-93, account no. 33333334, reference 1143/110317365. Enquiries:- 01245 381704 or mobile 07771 536938 or email: cliveemberson@outlook.com

Please advise of any dietary requirements at the time of booking.

TUES 8th

INTERSOCIETY QUIZ

OCTOBER

Village Hall, Maldon Road - Doors open at 7.00pm.

Refreshments will be served free of charge but any donations will be gratefully accepted.

ALL WELCOME - PLEASE COME AND SUPPORT OUR TEAM

COMPETITIONS

POTATO COMPETITION

£10 PRIZE SPONSORED BY THE SOCIETY

This competition is open to anyone, adult or child. All you need to do is to grow one potato tuber in the potato bag supplied. In late summer the produce will be officially 'dug up' and weighed. The person with the heaviest yield wins a £10 prize. But even better, you will have lovely fresh potatoes and we all know how good they taste. The tubers and containers may be obtained at the Speaker Evening (14th March), at the Spring Show (6th April) or by contacting Trina Butcher (Tel 01245 380532). A charge of £1 will be made to cover the cost of the tuber and container.

WINNER 2023: David Platts – 2.498kg

CHRYSANTHEMUM COMPETITION

£10 PRIZE SPONSORED BY THE SOCIETY

Plug plants will be available at the Spring Plant Sale and should be in flower for the Autumn Show.

Hints on Cultivation: Pot plug plant into a container no larger than 7.5cm (approx. 3in) diameter and then pot on as required. Final container must not exceed 25cm (approx. 10in) diameter. Nip out growing shoots as required. Feed the plant regularly with a high potash feed.

Winner of Dahlia competition 2023: Elaine Harvey

SPRING BULB COMPETITION

£10 PRIZE SPONSORED BY THE SOCIETY

Bulbs will be available at the Autumn Show. They should be planted up in a container not exceeding 30cm (approx. 12in) diameter and be in flower for the Spring Show the following year.

Hints on Cultivation: Plant the bulbs as soon as you have them. Place the container outside in a shaded, frost free place; preferably plunged in the ground or in a cold frame. About 12 weeks before the show bring the container into a cold green house or cold room in the house but don't let the temperature rise above 13°C (55°F). The plants should be in full flower for the show.

WINNER 2023: Hedley Janes

SHOW RULES

1. (a) Entry fees: Members 30p. Non-members 40p. All children's classes are free.
(b) Please contact Clive Emberson at any reasonable time by telephone: 01245 381704 or 07771 536938, or alternatively by post/hand: 62 New Road, Hatfield Peverel, Chelmsford, CM3 2JA, or by email: cliveemberson@outlook.com by 6pm on the Friday before the Show with your entries.
(c) The appropriate entry fee must be paid at the time the entry cards are issued to exhibitors.

LATE ENTRIES ON SHOW DAY will only be accepted at the Show Secretary's discretion and depending on available space

2. Unless stated otherwise in the schedule all exhibits must be the property of the exhibitor. Exhibits of fruit, flowers and vegetables must have been in the possession of the exhibitor for at least two months prior to the show. Articles of handicraft and items of cookery must have been made by the exhibitor. All entries in the Children's classes must be the child's own unaided work.
3. In order to be satisfied that the conditions governing competitive exhibits are fulfilled, the committee reserve the right to visit, before or after the show, gardens from which plants, flowers, fruit or vegetables have been entered for competition.
4. Only one exhibit per exhibitor in any particular class is allowed unless stated otherwise in the schedule.
5. Exhibitors must supply their own dishes, trays etc. for their exhibits if these are specified in the schedule.
All cut flowers must be displayed in the vases supplied by the Society unless specified otherwise in the schedule.
6. On Show Day, exhibits can be staged from **8.00am** and exhibitors must be out of the hall by **10.30am**. Only judges and stewards may be present during judging. No exhibit may be removed before **4.15pm**.
7. The decisions of the judges, on all points relative to the respective merits of the exhibits; and decisions of the Show Secretary as to the interpretation of the Schedule and Rules and on all questions regarding the eligibility of an exhibitor shall be final.
8. Any query or complaint must be addressed to the Show Secretary **before 3.00pm** on Show Day otherwise it cannot be entertained.
9. All prizes are awarded entirely at the judge's discretion. A judge may withhold an award should there be insufficient entries in any class or section.
10. In the event of a tie for a trophy or award, where applicable, the exhibitor gaining the **most firsts** will be adjudged the winner.
11. Prize money must be collected by **3.45pm on Show Day**. Payments will not be made after this time.
12. The Society will not be responsible for any loss or damage to exhibits or articles of personal property from whatever cause arising.

NOTE: Any person of any age may enter any of the classes except where specified otherwise in the schedule.

SHOW PROGRAMME

Staging of Exhibits	8.00 to 10.30
Judging	10.45 to 13.00
Show Open	14.00
Presentation of Prizes	16.00 (approx)
Raffle Drawn	16.15 (approx)
Close	

JUDGES 2024

Veg. & Fruit
Flowers
Floral Arrangement
Cookery
Handicrafts
Photography
Children's

SPRING SHOW

N/A
Mrs G Owen
Mr L Clark
Mrs G Smith
Mr L Clark
Mr R Lawrence
Mr L Clark

AUTUMN SHOW

Mrs G Owen
Mrs G Owen
Mr L Clark
Mrs G Smith
Mr L Clark
Mr R Lawrence
Mr L Clark

PRIZES

Unless stated otherwise, prizes will be awarded as follows:-

	1st	2nd	3rd
Adults	£1	70p	50p
Children	£1	70p	50p

Classes marked with an asterisk (*) throughout the Schedule, 1st prize will be £5 sponsored by the Society.

PLEASE NOTE: Prize money must be collected BEFORE 3.45pm ON SHOW DAY.

HINTS TO EXHIBITORS

Read the Rules and Schedule carefully and be sure that the exact number of specimens is staged. All vegetable roots should be washed, not scrubbed. Onions should not be skinned; remove loose skin only. All fruit, tomatoes, cucumbers, peas and beans should have the stalk attached. Do not polish fruit. Do not overcrowd your exhibit. Cover potatoes, celery and cauliflower with thick paper until just before judging as this will prevent greening.

Blooms may be dressed by removing a few damaged petals but make sure they are removed cleanly and rearrange other petals to fill the gaps. Uniformity is most important. Do not put your exhibit out of balance by including an extra large specimen. It is helpful but not essential to include the cultivar name with an exhibit. For the enthusiast, a copy of the RHS 'Horticultural Show Handbook' may be perused on request from the Secretary or personal copies may be purchased from the RHS, Vincent Square, London.

Cookery exhibits should never be warm when placed for judging. Check bottles of preserves for tight sealing. All jars should be clear glass, up to 1lb (454g) size, be well filled, perfectly clean and showing no trade names. All exhibits to be covered with the Society's cake domes unless inappropriate, in this case cling film may be used.

Division 1 Trumpet Daffodils
Cup as long as or longer than the petals.



Division 2 Large cupped Daffodils
Cup more than one third but less than equal to the length of the petals



Division 3 Small cupped Daffodils
Cup not more than one third the length of the petals.



The easiest way to decide which division a daffodil is in, is to bend a petal alongside the cup and compare the length of one to the other.

Division 4 Double Daffodils
(Including split corona)



Division 5 Triandrus.



Division 6 Cyclamineus.



Division 7 Jonquilla



Division 8 Tazetta.



Division 9 Poeticus.



SPRING SHOW

SATURDAY 6th APRIL 2024

VILLAGE HALL, MALDON ROAD
SCHEDULE OF EXHIBITS

SECTION A OPEN

DAFFODILS (NARCISSI)

DOE MEMORIAL CUP

Diploma of Excellence in Horticulture for best individual exhibit in Section

NOTE: CUT FLOWERS in Section A & Section B are to be displayed in the Society's vases unless stated otherwise in the schedule Please refer to previous page for descriptions.

Varieties should be named if known.

CLASS DIVISION ONE - TRUMPET

Cup as long or longer than the 'petals'

1. One bloom, yellow petals with white or coloured trumpet
2. One bloom, white petals with coloured trumpet
3. One bloom, white petals with white trumpet
4. Any three blooms in division one

DIVISION TWO - LARGE CUP

Cup more than one third but less than equal to the 'petal' length

5. One bloom, yellow petals with large white or coloured cup
6. One bloom, white petals with large coloured cup
7. One bloom, white petals with large white cup
8. Any three blooms in division two

DIVISION THREE - SMALL CUP

Cup not more than one third 'petal' length

9. One bloom, yellow petals with white or coloured cup
10. One bloom, white petals with coloured cup
11. One bloom, white petals with white cup
12. Any three blooms in division three

DIVISION FOUR - DOUBLE DAFFODILS

13. One bloom, double daffodil
14. Any three blooms, double daffodil

OTHER DAFFODILS

15. Three blooms, from any division other than 1, 2, 3 & 4
16. Three stems, multi-headed, from any division **other than** 1, 2, 3 & 4
17. Any other daffodil, 1 stem, from any division **other than** 1, 2, 3 & 4
- 18.* 12 daffodils, arranged for effect in a bowl or vase **£5 PRIZE**
19. Daffodils growing in a container (Max. diameter 25cm)

20. **SPRING BULB COMPETITION**

£10 PRIZE SPONSORED BY THE SOCIETY

Don't forget to enter the container of daffodil bulbs you bought last year at the Autumn Show. NOTE: The container must not exceed 30cm diameter.

BEST INDIVIDUAL EXHIBIT: LES CHILDS MEMORIAL BOWL

CLASS

50. Tulips, vase of 3, any variety
51. Tulips, growing in a container (max. diameter 25cm)
52. Flowering bulbs, not daffodils or tulips, growing in a container (max. diameter 25cm)
53. Single Cyclamen, growing in a container
54. Spring patio container
55. Spring flowers, vase of 10 stems, mixed
56. Flowering shrubs or trees, 5 stems, minimum of 2 varieties
- 57.* Primulas, (any of the primula family), 5 stems **£5 PRIZE**
58. Camellia, specimen bloom with foliage
59. Hellebores, vase of 3 stems
60. Pansy / viola, 5 stems in a container of your choice
61. Muscari (grape hyacinth), vase of 5 stems
62. Cactus or succulent, growing in a pot
63. Any other pot plant, foliage
64. Any other pot plant, flowering, other than orchid
65. Orchid
- } (max. diameter 25cm)

SECTION C OPEN**FLORAL ARRANGEMENT**

Diploma of Excellence in Floral Art for best individual exhibit in Section

80. An arrangement in an unusual container
- 81.* An arrangement of foliage, for effect in a container of your choice **£5 PRIZE**
82. A Spring flower posy, hand tied in water in a container of your choice

SECTION D OPEN**COOKERY****SOCIETY CUP**

Certificate of Merit for best individual exhibit in Section

100. Jar of pickles
101. Jar of jam
102. Jar of jelly
103. Jar of marmalade
104. Jar of lemon curd
105. Lemon flan
106. Flapjacks, 5
107. Rock cakes, 5
108. Belgian buns, 3
- } **Jars must be clear glass up to 1lb (454g) size, completely filled, named and dated and with no trade names visible. Closures may be screw cap or jam pot cover.**

109. JAM SWISS ROLL**Ingredients**

- 4 large eggs
- 100g castor sugar
- 100g self raising flour

£10 PRIZE SPONSORED BY THE SOCIETY

For the filling:

- About 4 tablespoons
- strawberry or raspberry jam

Continued.....

Method: Pre-heat oven to 220°C/425°F/Gas7.

Grease and line a 13 x 9 in, (33 x 23cm) Swiss roll tin with greaseproof paper.

Whisk the eggs and sugar together in a large bowl until mixture is light and frothy and the whisk leaves a trail when lifted out. Sift the flour into the mixture, carefully folding at the same time. Turn into the prepared tin and give a gentle shake so that the mixture finds its own level and spreads evenly into the corners. Bake for about 10 minutes or until the sponge is golden brown and begins to shrink from the edges of the tin. While the cake is cooking, place a piece of non-stick baking paper a little bigger than the size of the tin onto a work surface and sprinkle with castor sugar. Invert the cake onto the paper. Quickly loosen the paper on the bottom of the cake and peel off. Trim the edges of the cake and make a score mark 1 inch (2.5cm) in from one shorter edge, being careful not to cut right through. Leave to cool slightly, and then spread with the jam. If the cake is too hot the jam will soak straight into the sponge. Roll up firmly from the cut end.

SECTION E OPEN

HANDICRAFTS

BRITISH LEGION CUP

Certificate of Merit for best individual exhibit in Section

Entries not to have been previously exhibited at Hatfield Peverel & Ulting Horticultural Society shows.

CLASS

- 150. A knitted item
- 151. A patchwork item
- 152.* A bead work item **£5 PRIZE**
- 153. Freestyle embroidery
- 154. A greetings card
- 155. A papercraft item
- 156. A painting in any medium
- 157. A drawing in any medium

} Exhibitor's name NOT visible
Judged on artistic merit only

SECTION F OPEN

CHILDREN'S CLASSES

CLAYDON MEMORIAL SHIELD

BEST INDIVIDUAL EXHIBIT: SOCIETY CUP

£5 PRIZE SPONSORED BY THE SOCIETY

Certificate of Merit for best individual exhibit in each age group of Section

Entries are FREE. Child's name and age must be shown on entry form.

CLASS UP TO AND INCLUDING AGED 6 (ON DATE OF SHOW)

- 200. Lego model (not a kit)
- 201. A potato person

CLASS AGED 7 TO 11 (ON DATE OF SHOW)

- 202. Lego model (not a kit)
 - 203. A potato person
-

SECTION G OPEN**PHOTOGRAPHY****LENS CUP**

£5 PRIZE SPONSORED BY THE SOCIETY

RULES FOR THIS SECTION

Any amateur photographer may enter a photograph they have taken. Photographs may be colour or monochrome and must be unframed, un-mounted, non-composite and not exceeding 18cm x 13cm (7in x 5in approx). A maximum of THREE PHOTOGRAPHS per PERSON per CLASS are allowed and each photograph requires an entry fee. No person whose profession is photography or photographic services may enter. **Entries not to have been exhibited previously at Hatfield Peverel and Ulting Horticultural Society shows.**

CLASS

- 250. Frost
- 251. Light
- 252. Religious building
- 253. Clouds

“Weeds are flowers too, once you get to know them.” – A A Milne

AUTUMN SHOW

SATURDAY 5th OCTOBER 2024

VILLAGE HALL, MALDON ROAD

SCHEDULE OF EXHIBITS

SECTION I OPEN

VEGETABLES & FRUIT

BEDDOE CUP

Diploma of Excellence in Horticulture for best individual exhibit in Section

CLASS VEGETABLES

1. Collection of potatoes, 3 distinct varieties, 3 of each variety
2. Runner beans, 6 pods
3. Beetroot, 3 round
4. Parsnips, 3
5. French/Dwarf beans 6
6. Bulb of garlic, 1
7. Sweetcorn cobs, 2
8. Tomatoes, 5
9. Tomatoes, 6, cherry type
10. Stems of chard, 5, displayed in a vase
11. Leeks, 3
12. Carrots, 3, other than long, no more than 8cm of tops
13. Carrots, 3, long, no more than 8cm of tops
14. Onions, 3, grown from seed
15. Onions, 3, autumn sown or grown from sets
- 16.* Potatoes, 3, white, one variety **£5 PRIZE**
17. Potatoes, 3, coloured, one variety
18. Potatoes, 3, Heritage variety, (must be named)
19. Shallots, 9, exhibition
20. Shallots, 9, pickling, not more than 2.5cm diameter
21. Marrow, 1 vegetable, fit for table use, (maximum length 35cm)
22. Courgettes, 2, (between 10 and 15cm long)
23. Sweet peppers, 2
24. Cucumbers, 2
25. Any other vegetable (quantities as per RHS)
26. Container of mixed vegetables
27. Misshapen vegetable, any
28. Heaviest marrow
29. Longest runner bean
30. Tied bunch of herbs in water, (own container allowed)

} Must be sound

31. BEST TRAY COMPETITION

£10 PRIZE SPONSORED BY THE SOCIETY

The rules for this competition are given on page 18

CLASS FRUIT

- 32. Apples, dish of 3 dessert, any variety
- 33. Apples, dish of 3 cooking, any variety
- 34. Pears, dish of 3, any variety
- 35. Raspberries, dish of 12
- 36. Blackberries, dish of 12
- 37. Grapes, 1 bunch
- 38. Any other fruit, dish of 3



All fruit must have stalk attached

NOTE: Cut flowers in Sections K, L, & M must be exhibited in the Society's vases unless stated otherwise in the schedule

**SECTION K OPEN CHRYSANTHEMUMS (DENDRANTHEMA) THE SOCIETY CUP
BEST INDIVIDUAL EXHIBIT: ROY TURNER CUP**






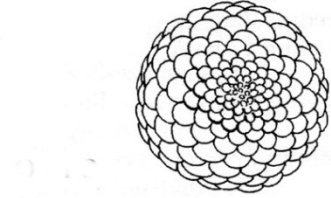


- 50. Specimen bloom, incurved
- 51. Specimen bloom, reflex
- 52. Vase of 3, incurved (any colour)
- 53. Vase of 3, reflex (any colour)
- 54. Vase of 5, one or more variety
- 55. A collection of mixed chrysanthemums arranged for effect in a bowl or vase of the exhibitor's choice
- 56. 3 stems of spray chrysanthemums
- 57. Potted chrysanthemum (pot not to exceed 25cm diameter)

SECTION L OPEN DAHLIAS THE SOCIETY CUP

£10 PRIZE FOR BEST EXHIBIT IN CLASS 112

- 100. Specimen bloom, giant decorative, greater than 260mm diameter
- 101. Specimen bloom, large decorative, not exceeding 260mm diameter
- 102. Specimen bloom, giant cactus or semi-cactus, greater than 260mm diameter
- 103. Specimen bloom, large cactus or semi-cactus, not exceeding 260mm diameter
- 104. Vase of 3, medium decorative, not exceeding 220mm diameter
- 105. Vase of 3, medium cactus and/or semi-cactus, not exceeding 220mm diameter
- 106. Vase of 3, small decorative, not exceeding 170mm diameter
- 107. Vase of 3, small cactus and/or semi-cactus, not exceeding 170mm diameter
- 108. Vase of 3, small ball, not exceeding 170mm diameter
- 109. Vase of 3, miniature ball, not exceeding 115mm diameter
- 110. Vase of 3, miniature decorative, not exceeding 115mm diameter
- 111. Vase of 3, pompon, not exceeding 55mm diameter
- 112. Vase of 3, single flowered
- 113. Vase of 3, any other dahlia
- 114. A collection of mixed dahlias, arranged for effect, in a bowl or vase of the exhibitor's choice

DAHLIA CLASSIFICATION



SECTION M OPEN OTHER FLOWERS
BEST INDIVIDUAL EXHIBIT: NEVILLE BRIGHT CUP

ROSE PLAQUE

CLASS

- 150. Michaelmas daisies, (Aster) 3 stems
- 151. Rose, specimen bloom
- 152. Rose, cluster flowered, 2 stems
- 153. Vase of perennial flowers, 5 stems
- 154.* Vase of annual flowers, 5 stems **£5 PRIZE**
- 155. 6 Fuchsia blooms displayed in a box (provided by the Society)
- 156. Pelargonium (geranium) plant
- 157. Cactus or succulent plant
- 158. Any other pot plant (Flowering)
- 159. Any other pot plant (Foliage)
- 160. Plant grown from seed this year
- 161. Fuchsia plant
- 162. Pansy/viola, 5 stems in a container of your choice
- 163. Hydrangea, 1 head
- 164. Canna, specimen spike
- 165. Grasses and/or seed heads (living material, not dried)
- 166. Autumn berries, 3 stems
- 167. **'BEST VASE' COMPETITION**
£10 PRIZE SPONSORED BY THE SOCIETY
The rules for this competition are given on page 19
- 168. **GROW A CHRYSANTHEMUM COMPETITION**
£10 PRIZE SPONSORED BY THE SOCIETY
Don't forget to enter the special chrysanthemum you bought at the Spring Plant Sale. NOTE: The container must not exceed 25cm diameter.

Pot not to exceed 25cm diameter

SECTION N OPEN FLORAL ARRANGEMENT

- Diploma of Excellence in Floral Art for best individual exhibit in Section
- 200.* An arrangement in a recycled container **£5 PRIZE**
 - 201. An arrangement of foliage and berries, for effect in a container of your choice
 - 202. A buttonhole

SECTION O OPEN COOKERY MIXING BOWL TROPHY

- Certificate of Merit for best individual exhibit in Section
- 250. Jar of chutney
 - 251. Jar of marmalade
 - 252. Jar of stone fruit jam
 - 253. Jar of soft fruit jam
 - 254. Jar of jelly
 - 255. Cake made using fresh fruit
 - 256. White bread rolls, 5
 - 257. Sausage rolls, homemade pastry, 5
 - 258. Cheese straws, 5
- Jars must be clear glass up to 1lb (454g) size, completely filled, named and dated and with no trade names visible. Closures may be screw cap or jam pot cover.

Continued.....

CLASS

259. **MARY BERRY CLEMENTINE SPONGE** £10 PRIZE SPONSORED BY THE SOCIETY

Ingredients

For the cake

1 large clementine, unpeeled
225g baking spread
275g caster sugar
275g self-raising flour
1 tsp each of baking powder, mixed
spice and ground cinnamon
4 large eggs

For the crystallised clementines

2 clementines
4 tbsp thin-cut orange marmalade
80g granulated sugar

For the Icing

140g butter, softened
218g icing sugar
Half clementine pulp (reserved)

Method: Pre-heat oven to 180°C/160°C fan/gas 4.
Grease and base line two 20cm/8 inch sandwich tins.

TIP: The crystallised clementine for the decoration can be prepared the day before, as can the clementine pulp for cake and icing (chop up or blitz just before adding to mixes).

Crystallised clementines: Peel the 2 clementines using a peeler, keeping the peel in a large piece. Roll up and thinly slice to make long, very thin strips. Put marmalade, 2 tablespoons of water and the peel into a small pan, gently simmer for 5 minutes, stirring until the peel is sticky. Sprinkle granulated sugar onto a plate add the peel and gently coat. Spread the pieces out on baking paper and leave to dry for a few hours.

Clementine pulp for cake mix and Icing: Put the unpeeled clementine into a saucepan, cover with water and a lid. Bring to the boil, then simmer for about 20 minutes until soft. Drain and leave to cool then chop up or blitz until it becomes a pulp of fairly chunky consistency.

Cake: Put all ingredients into a large bowl apart from the clementine pulp, then mix until fluffy. Stir in half of the pulp (reserve the remainder for the icing). Divide the mixture between the two tins and level. Bake for about 25-30 minutes in a pre-heated oven until well risen and pale golden. After about 10mins turn out onto a wire rack and cool completely.

Icing: Mix butter and half of the icing sugar then add the reserved clementine pulp and beat well. Add the remaining icing sugar and beat until light and fluffy. Use half for filling and swirl the rest on top. Arrange the crystallised clementine peel in a ring on the top.

SECTION P OPEN

HANDICRAFTS

KYNASTON TROPHY

£5 PRIZE SPONSORED BY THE SOCIETY

Certificate of Merit for best individual exhibit in Section

Entries not to have been previously exhibited at Hatfield Peverel & Ulting Horticultural Society shows.

CLASS

- 300. A knitted item
- 301. A crocheted item
- 302. A soft toy
- 303. A handmade box in any medium

Continued.....

- | | | |
|------|---|---|
| 304. | A recycled item made entirely from pre-used or repurposed materials | |
| 305. | A Remembrance poppy in any medium | |
| 306. | An item of embroidery or cross stitch | |
| 307. | A painting in any medium | } Exhibitor's name NOT visible
} Judged on artistic merit only |
| 308. | A drawing in any medium | |
-

SECTION R OPEN

PHOTOGRAPHY

SHUTTER TROPHY

£5 PRIZE SPONSORED BY THE SOCIETY

RULES FOR THIS SECTION

Any amateur photographer may enter a photograph they have taken. Photographs may be colour or monochrome and must be unframed, un-mounted, non-composite and not exceeding 18cm x 13cm (7in x 5in approx). A maximum of THREE PHOTOGRAPHS per PERSON per CLASS are allowed and each photograph requires an entry fee. No person whose profession is photography or photographic services may enter. **Entries not to have been exhibited previously at Hatfield Peverel and Ulting Horticultural Society shows.**

CLASS

- 450. Flood
 - 451. Tree
 - 452. Family pet
 - 453. A photograph of a flower
-

MORE HINTS

Vegetables:

- Should be properly prepared for showing. "As grown" means that vegetables should be carefully washed to remove soil
- Do not trim foliage or roots unless stated
- The judge will be looking for quality, condition, cleanliness, freshness and the absence of blemishes
- Stage your entries as attractively as possible on plates or directly on to the table in a 'spoke' formation (e.g. peas) or in rows (e.g. runner beans)
- Size is important, normally the larger the better without being too large.
- Uniformity of size, shape and colour can be better than larger entries not of consistent size
- No vegetables or fruit will be tasted by the judge

Fruit:

- Should be ripe, look fresh and is to be staged with stalks attached
- Uniformity of exhibits is important when there is more than one but ideally should be above average size for the variety without being enormous
- Avoid any fruit with blemishes and they should be characteristic in shape and colour
- Try to avoid staging over ripe or under ripe fruits
- Aim for a neat attractive presentation, symmetrical if possible, arrange on a plate
- Remember where there is a number requested in the schedule you must show that number

Plants in Pots:

- Pot size is critical, too large and it will not be judged
- People often think bigger is better, it is not always the case - small and beautiful will compete well
- Don't worry about pollen beetles in the flowers but do worry about greenfly
- Remove old leaves or anything that spoils the look of the plant and don't forget to clean the pot if it is dirty

Cut flowers:

- Most flowers look better in a vase if cut the night before and left in deep water, rather than cutting them on the morning of the show
- For vases of one species try to show a uniform set of blooms. Good uniformity will often outperform size

Floral Arrangement:

- Balance and harmony as well as design and colour make the winning entry

Cookery and Preserves:

- Make sure you include the correct number of items where specified
- Presentation and appearance is important as in other classes, it is not just about the taste

Photography:

- Please bring only unmounted photographs, within the size limit detailed in the section
- The judge will want to see a clear crisp image which captures the class title in the most appealing way

'BEST TRAY' COMPETITION RULES

1. The 'BEST TRAY' class is a collection of four types of vegetables from different families taken from classes 2 to 24. ie: You cannot enter onions and shallots (same type).

The number of each vegetable is as specified in the class.

Each type of vegetable will be judged out of a total of 20 points. This is split into three sections as follows:-

Size, shape and colour, 7 points

Condition, 7 points

Uniformity, 6 points

The overall mark will therefore be out of a total of 80 points.

2. All vegetables are to be displayed for effect. Vegetables must be displayed within an area measuring 60 x 60cm (24 x 24in) without bending any part of them. A tray or board of the stated size may be used to display the vegetables or an area marked out on the staging. No accessories such as foliage, plates, sand, rings, etc. are allowed.

NOTE: Competitors may also wish to consult the 'Show Rules' (Page 5) and the 'Hints to Exhibitors' (Page 6).

'BEST VASE' COMPETITION RULES

1. The 'BEST VASE' class is for a vase of mixed flowering stems containing between 5 and 10 stems taken from a minimum of 2 different KINDS of plants. Flowering stems may be taken from any flowering plant. However, PLEASE NOTE:-

The rule states '..... a minimum of 2 different KINDS of plant.....' Two varieties of the same plant are NOT kinds. Hence plants need to be taken from different Genera. For instance:-

Pinks, Carnations and Sweet Williams are all Dianthus and are not different kinds.

2. Stems used in the display must be home grown and showing flowers. Foliage growing naturally from the flowering stem is allowed. Seed heads and berries are not allowed.
3. Accessories such as extra foliage, bows, twigs, dried or silk flowers etc. are **not** allowed. Packing material including 'Oasis' is permitted.
4. The display will be judged out of a total of 35 points. This is split into two sections as follows:-
Colour, form, condition, quality and freshness of the flowers, 25 points
Overall presentation and effect, 10 points.
5. The vase will be viewed from all directions and judged to the normal rules used for other classes.

NOTE: Competitors may also wish to consult the 'Show Rules' (Page 5) and the 'Hints to Exhibitors' (Page 6).

"Gardens are not made by singing 'Oh, how beautiful!' and sitting in the shade."
Rudyard Kipling

AND FINALLY.....

Don't forget to plant those competition bulbs for the Spring Show.

Until next year
Good Gardening.

ENTRIES

Please contact Clive Emberson at any reasonable time by telephone: (01245 381704 or 07771 536938), or alternatively by post/hand: (62 New Road, Hatfield Peverel, Chelmsford, CM3 2JA), or by email: cliveemberson@outlook.com by 6pm on the Friday evening before the Show.

I WISH TO ENTER THE FOLLOWING CLASSES

(Please enter Nos. in numerical order)

TOTAL No. Of ENTRIES.....
TOTAL ENTRY FEE.....

Please PRINT

NAME.....
ADDRESS.....
.....
AGE (If under 16).....
Please return to the Show Secretary by the Friday prior to the show

I WISH TO ENTER THE FOLLOWING CLASSES

(Please enter Nos. in numerical order)

TOTAL No. Of ENTRIES.....
TOTAL ENTRY FEE.....

Please PRINT

NAME.....
ADDRESS.....
.....
AGE (If under 16).....
Please return to the Show Secretary by the Friday prior to the show

I WISH TO ENTER THE FOLLOWING CLASSES

(Please enter Nos. in numerical order)

TOTAL No. Of ENTRIES.....
TOTAL ENTRY FEE.....

Please PRINT

NAME.....
ADDRESS.....
.....
AGE (If under 16).....
Please return to the Show Secretary by the Friday prior to the show