



# Hatfield Peverel & Ulting Horticultural Society

## Year Book & Schedules 2022



Front cover design by Pam Warren

### SPRING SHOW

Saturday 2nd April

### AUTUMN SHOW

Saturday 17th September

Village Hall, Maldon Road, Hatfield Peverel

Doors open 2 – 4pm

<https://e-voice.org.uk/hatpevgardens>

The Society would like to  
thank the following for their  
generous support:

The Wheatsheaf

Paul Mason

Hatfield Peverel Parish  
Council

## PROGRAMME OF EVENTS

### 2022

MARCH	Wed 25th	SPEAKER MEETING 'Trinity County Grammar School Archway' by Margaret Freeman 8pm, St. Andrew's Church Hall (Potatoes for competition)	(Please see page 3)     (Please see page 4)
APRIL	Sat 2nd	<b>SPRING SHOW</b> SPRING BULB COMPETITION (Potatoes for competition) Village Hall, Maldon Road	(Please see page 8)  (Please see page 4)
MAY	Sat 7th	PLANT SALE & COFFEE MORNING (Pelargoniums for competition) 10.00 to 12.00, Oaklands, Nounsley Road	  (Please see page 4)
JUNE	Sun 19th*	AFTERNOON GARDEN WALK Furzelea, Bicknacre Road, Danbury	(Please see page 3)
JULY	3rd – 7th*	Holiday – NOTTINGHAM	(Please see page 3)
SEPTEMBER		POTATO COMPETITION (weighing)	(Please see page 4)
SEPTEMBER	Sat 17th	<b>AUTUMN SHOW</b> PELARGONIUM COMPETITION (Spring bulbs for competition) Village Hall, Maldon Road	(Please see page 12)  (Please see page 6)
NOVEMBER	Wed 9th	ANNUAL GENERAL MEETING HEAVIEST PUMPKIN COMPETITION, WINE & CHEESE 8pm, St. Andrew's Church Hall	   (Please see page 4)

### 2023

APRIL	Sat 1st	<b>SPRING SHOW</b>
-------	---------	--------------------

**\*Tickets and/or information from Clive Emberson Tel: 01245 381704**

## HATFIELD PEVEREL & ULTING HORTICULTURAL SOCIETY

HONORARY  
PRESIDENT                      Mr J Upson

### **COMMITTEE 2022**

CHAIRMAN	Neville Bright	01245 381331
VICE CHAIRMAN	Clive Emberson	01245 381704 or 07771 536938
SECRETARY	Clive Emberson	01245 381704
TREASURER	Jenny Clemo	01245 380852
SHOW SECRETARY	Vacant	
MEMBERSHIP SECRETARY/ PUBLICITY OFFICER	Trina Butcher	01245 380532

<b>MEMBERS</b>	Elaine Harvey	01245 380736
	John Heathcote	01245 380766
	Les Brann	01245 380448
	Marel Elliston	01245 380827
	Ben Eng	01245 382537

## EVENTS

**Don't forget our web site <https://e-voice.org.uk/hatpevgardens> contains everything about the Society including the schedules for the Spring and Autumn Shows**

FRI 25th

### **SPEAKER MEETING**

MARCH

St Andrew's Church Hall

'Trinity County Grammar School Archway' by Margaret Freeman

Between 1930 and 1943 the staff and pupils of Trinity County Grammar school were evacuated to Hatfield Peverel. After the Second World War, the School commissioned and gifted the archway and gate to the parish. The structure tells a wonderful story of learning, friendship and play between children during the war.

Doors open at 7.30pm and the talk starts at 8pm. Refreshments will be served free of charge but any donations will be gratefully accepted.

ALL WELCOME Admission: Members - Free / Non-members - £2

SUN 19th

### **AFTERNOON GARDEN WALK**

JUNE

Furzelea, Bicknacre Road, Danbury, CM3 4JR. A Victorian house surrounded by gardens created and maintained by the current owners. Colour co-ordinated beds and borders enhanced by topiary, grasses, climbers and many unusual plants. Directions: Approach via Little Baddow, at the roundabout go straight across into Mayes Lane, take the first right and go past the Cricketers public house. Turn left onto Bicknacre Road. Park in the National Trust car park on the left, the garden can be accessed via the path at the back of the car park. Meet at the garden at 2pm. Admission £8 per person including tea/coffee and cakes. All proceeds go to the National Garden Scheme.

3rd – 7th

### **NOTTINGHAM**

JULY

We're back! (Hopefully). This year's trip takes us to the Nottingham area, a few miles northwest of the city. Our base is the Eastwood Hall Hotel on the outskirts of the former mining town, birthplace of author D H Lawrence. The hotel has an indoor swimming pool, wellness centre, a lift and terrace with gardens. We will be visiting Easton walled garden (en route), Norwood Cottage, Meadow Farm, Felley Priory and Patchings Art Centre. Elton Hall is our homeward venue. Tuesday is currently a free day as the hotel has many facilities to enjoy and the town centre is a short drive away. A visit to the D H Lawrence is a possibility. Further information will be forthcoming nearer the time of the trip. Included in the holiday there is: Four night's dinner, bed and breakfast, executive coach travel, all admission to booked venues, refreshments at the private gardens and three lunches.

COST PER PERSON:- £465.00 for a double or twin room and £505 for a single room. Bookings with £50.00 deposit per person to: Clive Emberson, 62 New Road, Hatfield Peverel, CM3 2JA. Enquiries:- 01245 381704 or mobile 07771 536938 or email: [cliveemberson@outlook.com](mailto:cliveemberson@outlook.com)

## **COMPETITIONS**

### **POTATO COMPETITION**

**£10 PRIZE SPONSORED BY THE SOCIETY**

This competition is open to anyone, adult or child. All you need to do is to grow one potato tuber in the potato bag supplied. In late summer the produce will be officially 'dug up' and weighed. The person with the heaviest yield wins a £10 prize. But even better, you will have lovely fresh potatoes and we all know how good they taste. The tubers and containers may be obtained at the Speaker Evening (25th March), at the Spring Show (2nd April) or by contacting Neville Bright (Tel 01245 381331) or Trina Butcher (Tel 01245 380532). A charge of £1 will be made to cover the cost of the tuber and container.

**WINNER 2019: Hedley Janes - 5.719kg**

### **PELARGONIUM COMPETITION**

**£10 PRIZE SPONSORED BY THE SOCIETY**

Plug plants will be available at the Spring Plant Sale and should be in flower for the Autumn Show.

*Hints on Cultivation:* Pot plug plant into a container no larger than 7.5cm (approx. 3in) diameter and then pot on as required. Final container must not exceed 25cm (approx. 10in) diameter. Nip out growing shoots as required. Feed the plant regularly with a high potash feed.

**New competition**

### **SPRING BULB COMPETITION**

**£10 PRIZE SPONSORED BY THE SOCIETY**

Bulbs will be available at the Autumn Show. They should be planted up in a container not exceeding 30cm (approx. 12in) diameter and be in flower for the Spring Show the following year.

*Hints on Cultivation:* Plant the bulbs as soon as you have them. Place the container outside in a shaded, frost free place; preferably plunged in the ground or in a cold frame. About 12 weeks before the show bring the container into a cold green house or cold room in the house but don't let the temperature rise above 13°C (55°F). The plants should be in full flower for the show.

**WINNER 2019: Jenny Clemo**

### **HEAVIEST PUMPKIN COMPETITION**

**AT THE A.G.M. WEDNESDAY 9th NOVEMBER**

Pumpkin: Plant your seeds from mid April to the end of May. If insect pollination does not occur then hand pollination will be necessary. When fruit has set, choose one and remove all the others. Feed regularly and water copiously. You too could have a monster in your back garden. The heaviest pumpkin at the A.G.M. wins the Challenge Trophy.

**HEAVIEST PUMPKIN WINNER 2019: Jenny & John Clemo - 244lb**

## SHOW RULES

1. (a) Entry fees: Members 30p. Non-members 40p. All children's classes are free.\*  
(b) Please contact Clive Emberson at any reasonable time by telephone: 01245 381704/07771 536938, or alternatively by post/hand: 62 New Road, Hatfield Peverel, Chelmsford, CM3 2JA, or by email: cliveemberson@outlook.com by 6pm on the Thursday before the Show with your entries.  
(c) The appropriate entry fee must be paid at the time the entry cards are issued to exhibitors.

**LATE ENTRIES ON SHOW DAY will only be accepted at the Show Secretary's discretion and depending on available space**

2. Unless stated otherwise in the schedule all exhibits must be the property of the exhibitor. Exhibits of fruit, flowers and vegetables must have been in the possession of the exhibitor for at least two months prior to the show. Articles of handicraft and items of cookery must have been made by the exhibitor. All entries in the Children's classes must be the child's own unaided work.
3. In order to be satisfied that the conditions governing competitive exhibits are fulfilled, the committee reserve the right to visit, before or after the show, gardens from which plants, flowers, fruit or vegetables have been entered for competition.
4. Only one exhibit per exhibitor in any particular class is allowed unless stated otherwise in the schedule.
5. Exhibitors must supply their own dishes, trays etc. for their exhibits if these are specified in the schedule.  
**All** cut flowers must be displayed in the vases supplied by the Society unless specified otherwise in the schedule.
6. On Show Day, exhibits can be staged from **8.00am** and exhibitors must be out of the hall by **10.30am**. Only judges and stewards may be present during judging. No exhibit may be removed before **4.15pm**.
7. The decisions of the judges, on all points relative to the respective merits of the exhibits; and decisions of the Show Secretary as to the interpretation of the Schedule and Rules and on all questions regarding the eligibility of an exhibitor shall be final.
8. Any query or complaint must be addressed to the Show Secretary **before 3.00pm** on Show Day otherwise it cannot be entertained.
9. All prizes are awarded entirely at the judge's discretion. A judge may withhold an award should there be insufficient entries in any class or section.
10. In the event of a tie for a trophy or award, where applicable, the exhibitor gaining the **most firsts** will be adjudged the winner.
11. Prize money must be collected by **3.45pm on Show Day**. Payments will not be made after this time.
12. The Society will not be responsible for any loss or damage to exhibits or articles of personal property from whatever cause arising.

NOTE: Any person of any age may enter any of the classes except where specified otherwise in the schedule.

## SHOW PROGRAMME

Staging of Exhibits	8.00 to 10.30
Judging	10.45 to 13.00
Show Open	14.00
Presentation of Prizes	16.00 (approx)
Raffle Drawn	16.15 (approx)
Close	

## JUDGES 2022

	SPRING SHOW	AUTUMN SHOW
Veg. & Fruit	N/A	Mrs G Owen
Flowers	Mr J Wild	Mrs G Owen
Floral Arrangement	Mr L Clark	Mr L Clark
Cookery	Mrs B Marcoolyn	Mrs B Marcoolyn
Handicrafts	Mr L Clark	Mr L Clark
Photography	Mrs A Ringland	Mrs A Ringland
Children's	Mr L Clark	Mr L Clark

## PRIZES

Unless stated otherwise, prizes will be awarded as follows:-

	1st	2nd	3rd
Adults	£1	70p	50p
Children	£1	70p	50p

**Classes marked with an asterisk (\*) throughout the Schedule, 1<sup>st</sup> prize will be £5 sponsored by the Society.**

**PLEASE NOTE: Prize money must be collected BEFORE 3.45pm ON SHOW DAY.**

## HINTS TO EXHIBITORS

Read the Rules and Schedule carefully and be sure that the exact number of specimens is staged. All vegetable roots should be washed, not scrubbed. Onions should not be skinned; remove loose skin only. All fruit, tomatoes, cucumbers, peas and beans should have the stalk attached. Do not polish fruit. Do not overcrowd your exhibit. Cover potatoes, celery and cauliflower with thick paper until just before judging as this will prevent greening.

Blooms may be dressed by removing a few damaged petals but make sure they are removed cleanly and rearrange other petals to fill the gaps. Uniformity is most important. Do not put your exhibit out of balance by including an extra large specimen. It is helpful but not essential to include the cultivar name with an exhibit. For the enthusiast, a copy of the RHS 'Horticultural Show Handbook' may be perused on request from the Secretary or personal copies may be purchased from the RHS, Vincent Square, London.

Cookery exhibits should never be warm when placed for judging. Check bottles of preserves for tight sealing. All jars should be clear glass, up to 1lb (454g) size, be well filled, perfectly clean and showing no trade names. All exhibits to be covered with the Society's cake domes unless inappropriate, in this case cling film may be used.



Division 1 Trumpet Daffodils  
Cup as long as or longer than the petals.



Division 2 Large cupped Daffodils  
Cup more than one third but less than equal to the length of the petals



Division 3 Small cupped Daffodils  
Cup not more than one third the length of the petals.



The easiest way to decide which division a daffodil is in, is to bend a petal alongside the cup and compare the length of one to the other.

Division 4 Double Daffodils  
(Including split corona)



Division 5 Triandrus.



Division 6 Cyclamineus.



Division 7 Jonquilla



Division 8 Tazetta.



Division 9 Poeticus.



# SPRING SHOW

## SATURDAY 2nd APRIL 2022

### VILLAGE HALL, MALDON ROAD

### SCHEDULE OF EXHIBITS

#### SECTION A OPEN

#### DAFFODILS (NARCISSI)

#### DOE MEMORIAL CUP

**NOTE:** *CUT FLOWERS in Section A & Section B are to be displayed in the Society's vases unless stated otherwise in the schedule*

#### CLASS DIVISION ONE - TRUMPET

##### **Cup as long or longer than the 'petals'**

1. One bloom, yellow petals with white or coloured trumpet
2. One bloom, white petals with coloured trumpet
3. One bloom, white petals with white trumpet
4. Any three blooms in division one

#### DIVISION TWO - LARGE CUP

##### **Cup more than one third but less than equal to the 'petal' length**

5. One bloom, yellow petals with large white or coloured cup
6. One bloom, white petals with large coloured cup
7. One bloom, white petals with large white cup
8. Any three blooms in division two

#### DIVISION THREE - SMALL CUP

##### **Cup not more than one third 'petal' length**

9. One bloom, yellow petals with white or coloured cup
10. One bloom, white petals with coloured cup
11. One bloom, white petals with white cup
- 12\*. Any three blooms in division three **£5 PRIZE**

#### DIVISION FOUR - DOUBLE DAFFODILS

13. One bloom, double daffodil
14. Three blooms, double daffodil

#### OTHER DAFFODILS

15. Three blooms, from any division other than 1, 2, 3 & 4
16. Three stems, multi-headed, from any division **other than** 1, 2, 3 & 4
17. Any other daffodil, 1 stem, from any division **other than** 1, 2, 3 & 4
18. 12 daffodils, arranged for effect in a bowl or vase of the exhibitor's choice
19. Daffodils growing in a container (Max. diameter 25cm)

#### 20. **SPRING BULB COMPETITION**

**£10 PRIZE SPONSORED BY THE SOCIETY**

Don't forget to enter the container of daffodil bulbs you bought last year at the Autumn Show. NOTE: The container must not exceed 30cm diameter.

**SECTION B OPEN****OTHER FLOWERS****GARDEN NEWS SHIELD****BEST INDIVIDUAL EXHIBIT: LES CHILDS MEMORIAL BOWL****CLASS**

- 50. Tulips, vase of 3, any variety
- 51. Tulips, growing in a container (max. diameter 25cm)
- 52. Flowering bulbs, not daffodils or tulips, growing in a container (max. diameter 25cm)
- 53. Hyacinths, bowl of 3 (max. diameter 25cm)
- 54\*. Spring patio container **£5 PRIZE**
- 55. Spring flowers, vase of 10 stems, mixed
- 56. Flowering shrubs or trees, 5 stems, minimum of 2 varieties
- 57. Primulas, (any of the primula family), 5 stems
- 58. Camellia, specimen bloom with foliage
- 59. Hellebores, vase of 3 stems
- 60. Pansy / viola, 5 stems in a container of your choice
- 61. Muscari (grape hyacinth), vase of 5 stems
- 62. Cactus or succulent, growing in a pot
- 63. Any other pot plant, foliage
- 64. Any other pot plant, flowering, other than orchid
- 65. Orchid

} (max. diameter 25cm)

**SECTION C OPEN****FLORAL ARRANGEMENT**

- 80. An arrangement in an egg cup
- 81\*. An arrangement of foliage, for effect in a container of your choice **£5 PRIZE**
- 82. A Spring flower posy, hand tied in water in a container of your choice

**SECTION D OPEN****COOKERY****SOCIETY CUP**

- 100. Jar of chutney
- 101. Jar of jam
- 102. Jar of jelly
- 103. Jar of marmalade
- 104. Jar of lemon curd
- 105. Chocolate sponge
- 106. Ginger cookies, 5
- 107. Cheese scones, 5
- 108. Hot cross buns, 5
- 109. **DATE APPLE AND WALNUT LOAF**

} Jars to be clear glass, up to 1lb completely filled, dated, with no trade names visible. Closures may be screw cap or jam pot cover.

**Ingredients**

- 110g soft margarine
- 175g soft brown sugar
- 2 eggs, lightly beaten
- 110g wholewheat flour
- 110g plain flour
- 1½ teaspoons baking powder

- 1 small cooking apple, peeled, cored and roughly chopped
- 110g walnuts, roughly chopped
- 75g pitted dates, roughly chopped
- 3 or 4 tablespoons milk
- a pinch of salt

CONTINUED/

**Method:** Pre-heat oven to 180°C/350°F/Gas4.  
Grease and line a 9 x 19cm, (3½ x 7½ inch) loaf tin.

Put the margarine, sugar, eggs, flours, salt and baking powder into a large mixing bowl (sifting the flours in), then whisk together with an electric hand whisk until thoroughly combined. Next add the apple followed by the walnuts and pitted dates. Finally add the milk, then mix it all well before transferring the mixture to the prepared tin. Spread it out evenly, then bake for 1 hour or until the loaf feels springy in the centre and a skewer inserted in the middle comes out clean.

Let the cake cool for a minute or two in the tin, then turn it out onto a wire rack. Store in an airtight tin as soon as cold.

---

**SECTION E OPEN                      HANDICRAFTS                      BRITISH LEGION CUP**  
**Entries not to have been previously exhibited at Hatfield Peverel & Ulting**  
**Horticultural Society shows**

**CLASS**

- |       |  |   |
|-------|--|---|
| 150.  | A knitted item   |   |
| 151.  | A patchwork item   |   |
| 152.  | Item of woodwork or metalwork  |   |
| 153.  | Decorated wine bottle  |   |
| 154.  | A greetings card   |   |
| 155*. | Design a front cover for next year's Show Schedule in black and white only | <b>£5</b>   |
|       | <b>PRIZE</b>   |   |
| 156.  | A painting in any medium   | } Exhibitor's name NOT visible<br>Judged on artistic merit only |
| 157.  | A drawing in any medium  |   |
- 

**SECTION F OPEN                      CHILDREN'S CLASSES                      CLAYDON MEMORIAL CUP**  
**BEST INDIVIDUAL EXHIBIT: SOCIETY CUP**      And £5 PRIZE SPONSORED BY THE SOCIETY  
 Entries are FREE.    Child's name and age must be shown on entry form.

**CLASS      UP TO AND INCLUDING AGED 6 (ON DATE OF SHOW)**

200.    Lego model (not a kit)  
 201.    Jam tarts, 5

**CLASS      AGED 7 TO 11 (ON DATE OF SHOW)**

202.    Lego model (not a kit)  
 203.    Jam tarts, 5
-

**SECTION G OPEN****PHOTOGRAPHY****LENS CUP**

And £5 PRIZE SPONSORED BY THE SOCIETY

**RULES FOR THIS SECTION**

Any amateur photographer may enter a photograph they have taken. Photographs may be colour or monochrome and must be unframed, un-mounted, non-composite and not exceeding 18cm x 13cm (7in x 5in approx). A maximum of **THREE PHOTOGRAPHS** per PERSON per CLASS are allowed and each photograph requires an entry fee. No person whose profession is photography or photographic services may enter. Entries not to have been exhibited previously at Hatfield Peverel and Ulting Horticultural Society shows.

**CLASS**

- 250. Autumn tints
  - 251. Old building
  - 252. Fungi
  - 253. Human portrait
- 

<b>OTHER AWARDS – SPRING SHOW</b>	
Diploma of excellence in Horticulture	Best individual exhibit in Class A
Diploma of excellence in Floral Art	Best individual exhibit in Class C
Certificate of Merit	Best individual exhibit in each Section: D, E and in each age group of Section F

# AUTUMN SHOW

## SATURDAY 17th SEPTEMBER 2022

### VILLAGE HALL, MALDON ROAD

### SCHEDULE OF EXHIBITS

#### OTHER AWARDS – AUTUMN SHOW

Diploma of excellence in Horticulture	Best individual exhibit in Class I
Diploma of excellence in Floral Art	Best individual exhibit in Class N
Certificate of Merit	Best individual exhibit in each Section: O and P

#### SECTION I OPEN

#### VEGETABLES & FRUIT

#### BEDDOE CUP

#### CLASS VEGETABLES

1. Collection of potatoes, 3 distinct varieties, 3 of each variety
- 2\*. Runner beans, 6 pods **£5 PRIZE**
3. Beetroot, 3 round
4. Parsnips, 3
5. French/Dwarf beans 6
6. Cabbage, 1, with minimum 5cm of stalk
7. Cauliflower, 1, with minimum 5cm of stalk
8. Tomatoes, 5
9. Tomatoes, 6, cherry type
10. Celery, 2 heads
11. Leeks, 3
12. Carrots, 3, other than long, no more than 8cm of tops
13. Carrots, 3, long, no more than 8cm of tops
14. Onions, 3, grown from seed
15. Onions, 3, autumn sown or grown from sets
16. Potatoes, 3, white, one variety
17. Potatoes, 3, coloured, one variety
18. Potatoes, 3, Heritage variety, (must be named)
19. Shallots, 9, exhibition
20. Shallots, 9, pickling, not more than 2.5cm diameter
21. Marrow, 1 vegetable, fit for table use, (maximum length 35cm)
22. Courgettes, 2, (between 10 and 15cm long)
23. Sweet peppers, 2
24. Cucumbers, 2
25. Any other vegetable (quantities as per RHS)
26. 1 vegetable and 1 flower
27. Heaviest potato
28. Heaviest marrow
29. Longest runner bean
30. Tied bunch of herbs in water, (own container allowed)

} Must be sound

**CLASS FRUIT**

- 31. Apples, dish of 3 dessert, any variety
- 32\*. Apples, dish of 3 cooking, any variety
- 33. Pears, dish of 3, any variety
- 34. Raspberries, dish of 12
- 35. Blackberries, dish of 12
- 36. Grapes, 1 bunch
- 37. Any other fruit, dish of 3

} All fruit must have stalk  
attached

38.

**BEST TRAY COMPETITION**

£10 PRIZE SPONSORED BY THE SOCIETY

The rules for this competition are given on page 18

**NOTE: Cut flowers in Sections K, L, & M must be exhibited in the Society's vases unless stated otherwise in the schedule**

**SECTION K OPEN CHRYSANTHEMUMS (DENDRANTHEMA) THE SOCIETY CUP**  
**BEST INDIVIDUAL EXHIBIT: ROY TURNER CUP**

- 50.. Specimen bloom, incurved
- 51. Specimen bloom, reflex
- 52. Vase of 3, incurved (any colour)
- 53. Vase of 3, reflex (any colour)
- 54. Vase of 5, one or more variety
- 55. A collection of mixed chrysanthemums arranged for effect in a bowl or vase of the exhibitor's choice
- 56. 3 stems of spray chrysanthemums
- 57. Potted chrysanthemum (pot not to exceed 25cm diameter)


**SECTION L OPEN DAHLIAS THE SOCIETY CUP**

£10 PRIZE FOR BEST EXHIBIT IN CLASS 112


- 100. Specimen bloom, giant decorative, greater than 260mm diameter
- 101. Specimen bloom, large decorative, not exceeding 260mm diameter
- 102. Specimen bloom, giant cactus or semi-cactus, greater than 260mm diameter
- 103. Specimen bloom, large cactus or semi-cactus, not exceeding 260mm diameter
- 104. Vase of 3, medium decorative, not exceeding 220mm diameter
- 105. Vase of 3, medium cactus and/or semi-cactus, not exceeding 220mm diameter
- 106. Vase of 3, small decorative, not exceeding 170mm diameter
- 107. Vase of 3, small cactus and/or semi-cactus, not exceeding 170mm diameter
- 108. Vase of 3, small ball, not exceeding 170mm diameter
- 109. Vase of 3, miniature ball, not exceeding 115mm diameter
- 110. Vase of 3, miniature decorative, not exceeding 115mm diameter
- 111. Vase of 5, pompon, not exceeding 55mm diameter
- 112. A collection of mixed dahlias, arranged for effect, in a bowl or vase of the exhibitor's choice

## DAHLIA CLASSIFICATION


CACTUS



DECORATIVE




POMPON




COLLERETTE




SEMI  
CACTUS



SINGLE  
FLOWERED



BALL



WATER LILY



ANEMONE



ORCHID





**SECTION M OPEN****OTHER FLOWERS****ROSE PLAQUE****CLASS**

150. Michaelmas daisies, (Aster) 3 stems  
 151. Rose, specimen bloom  
 152. Rose, cluster flowered, 2 stems  
 153. Vase of mixed flowers, 5 stems  
 154. Vase of annual flowers, 5 stems  
 155. 6 Fuchsia blooms displayed in a box (provided by the Society)  
 156. Pelargonium (geranium) plant  
 157. Cactus or succulent plant  
 158. Any other pot plant (Flowering)  
 159\*. Any other pot plant (Foliage) **£5 PRIZE**  
 160. Plant grown from seed this year  
 161. Fuchsia plant  
 162. Pansy / viola, 5 stems in a container of your choice  
 163. Gladiolus, specimen spike  
 164. Canna, specimen spike  
 165. Grasses and/or seed heads (living material, not dried)  
 166. Autumn berries, 3 stems  
 167.

Pot not to exceed 25cm diameter

**'BEST VASE' COMPETITION**

£10 PRIZE SPONSORED BY THE SOCIETY

The rules for this competition are given on page 19

168.

**GROW A PELARGONIUM COMPETITION**

£10 PRIZE SPONSORED BY THE SOCIETY

Don't forget to enter the special Pelargonium you bought at the Spring Plant Sale. NOTE: The container must not exceed 25cm diameter.

**SECTION N OPEN****FLORAL ARRANGEMENT**

- 200\*.. An arrangement in a teacup **£5 PRIZE**  
 201. An arrangement of foliage and berries, for effect in a container of your choice  
 202. An Autumn posy, hand tied in water in a container of your choice

**SECTION O OPEN****COOKERY****MIXING BOWL TROPHY**

- 250.. Jar of chutney  
 251. Jar of marmalade  
 252. Jar of stone fruit jam  
 253. Jar of soft fruit jam  
 254. Jar of jelly  
 255. Victoria sandwich, jam filled  
 256. Shortbread biscuits, 5  
 257. Sausage rolls, homemade pastry, 5  
 258. Profiteroles, own choice of filling

Jars must be clear glass up to 1lb (454g) size, completely filled, named and dated and with no trade names visible. Closures may be screw cap or jam pot cover.

CONTINUED/

**SECTION O CONTINUED)****CLASS**

259.	<b>MINCEMEAT CAKE</b>	<b>£10 PRIZE SPONSORED BY THE SOCIETY</b>
	<b>Ingredients</b>	
	<b>150g soft butter</b>	<b>225g mincemeat</b>
	<b>150g light muscavado sugar</b>	<b>100g currants</b>
	<b>2 large eggs</b>	<b>100g sultanas</b>
	<b>225g self raising flour</b>	

**Method:** Pre-heat oven to 160°C/140°C Fan/Gas 3.

Grease and line an 18cm, (7 inch) round cake tin.

Measure all the ingredients, except currants and sultanas, into a large bowl and beat well until thoroughly blended. Add the currants and sultanas and mix well. Turn into the prepared tin and level out evenly. Bake in the pre-heated oven for about 1½ hours or until the cake is golden brown, firm to the touch and a skewer inserted into the centre comes out clean. If browning too much, cover loosely with a piece of foil or baking parchment until cooked. Allow cake to cool in tin for a few minutes, then turn out onto a wire rack and leave to cool. The cake will keep for up to one week if wrapped tightly in clingfilm or foil and kept stored in an airtight container.

**SECTION P OPEN****HANDICRAFTS****KYNASTON TROPHY**

And £5 PRIZE SPONSORED BY THE SOCIETY

**Entries not to have been previously exhibited at Hatfield Peverel & Ulting Horticultural Society shows**

**CLASS**

300.	An item of knitting	
301.	A piece of crochet	
302.	A soft toy	
304.	A handmade box in any medium	
305.	A painted stone	
306.	An item of embroidery or cross stitch	
307.	A painting in any medium	} Exhibitor's name NOT visible Judged on artistic merit only
308.	A drawing in any medium	

**SECTION Q OPEN****FAMILY COMPETITION****GILDER CUP**

And £5 PRIZE SPONSORED BY THE SOCIETY

Entries are FREE.

350. Make a scarecrow

**SECTION R OPEN****PHOTOGRAPHY****SHUTTER TROPHY**

And £5 PRIZE SPONSORED BY THE SOCIETY

**RULES FOR THIS SECTION**

Any amateur photographer may enter a photograph they have taken. Photographs may be colour or monochrome and must be unframed, un-mounted, non-composite and not exceeding 18cm x 13cm (7in x 5in approx). A maximum of THREE PHOTOGRAPHS per PERSON per CLASS are allowed and each photograph requires an entry fee. No person whose profession is photography or photographic services may enter. Entries not to have been exhibited previously at Hatfield Peverel and Ulting Horticultural Society shows.

**CLASS**

- 450. Landscape
  - 451. Creepy crawly
  - 452. Yellow
  - 453. A bird
- 

**MORE HINTS****Vegetables:**

- Should be properly prepared for showing. "As grown" means that vegetables should be carefully washed to remove soil
- Do not trim foliage or roots unless stated
- The judge will be looking for quality, condition, cleanliness, freshness and the absence of blemishes
- Stage your entries as attractively as possible on plates or directly on to the table in a 'spoke' formation (e.g. peas) or in rows (e.g. runner beans)
- Size is important, normally the larger the better without being too large.
- Uniformity of size, shape and colour can be better than larger entries not of consistent size
- No vegetables will be tasted by the judge

**Fruit:**

- Should be ripe, look fresh and is to be staged with stalks attached
- Uniformity of exhibits is important when there is more than one but ideally should be above average size for the variety without being enormous
- Avoid any fruit with blemishes and they should be characteristic in shape and colour
- Try to avoid staging over ripe or under ripe fruits
- Aim for a neat attractive presentation, symmetrical if possible, arrange on a plate
- Remember where there is a number requested in the schedule you must show that number
- No fruit will be tasted by the judge

**Plants in Pots:**

- Pot size is critical, too large and it will not be judged
- People often think bigger is better, it is not always the case - small and beautiful will compete well
- Don't worry about pollen beetles in the flowers but do worry about greenfly

- Remove old leaves or anything that spoils the look of the plant and don't forget to clean the pot if it is dirty

#### **Cut flowers:**

- Most flowers look better in a vase if cut the night before and left in deep water, rather than cutting them on the morning of the show
- For vases of one species try to show a uniform set of blooms. Good uniformity will often outperform size

#### **Floral Arrangement:**

- Balance and harmony as well as design and colour make the winning entry

#### **Cookery and Preserves:**

- Make sure you include the correct number of items where specified
- Presentation and appearance is important as in other classes, it is not just about the taste

#### **Photography:**

- Please bring only unmounted photographs, within the size limit detailed in the section
- The judge will want to see a clear crisp image which captures the class title in the most appealing way

\*\*\*\*\*

#### **'BEST TRAY' COMPETITION RULES**

1. The 'BEST TRAY' class is a collection of four types of vegetables taken from classes 2 to 24.  
The number of each vegetable is as specified in the class.  
Each type of vegetable will be judged out of a total of 20 points. This is split into three sections as follows:-  
Size, shape and colour, 7 points  
Condition, 7 points  
Uniformity, 6 points  
The overall mark will therefore be out of a total of 80 points.
2. All vegetables are to be displayed for effect. Vegetables must be displayed within an area measuring 60 x 60cm (24 x 24in) without bending any part of them. A tray or board of the stated size may be used to display the vegetables or an area marked out on the staging. No accessories such as foliage, plates, sand, rings, etc. are allowed.

NOTE: Competitors may also wish to consult the 'Show Rules' (Page 5) and the 'Hints to Exhibitors' (Page 6)

### **'BEST VASE' COMPETITION RULES**

1. The 'BEST VASE' class is for a vase of mixed flowering stems containing between 5 and 10 stems taken from a minimum of 2 different KINDS of plants. Flowering stems may be taken from any flowering plant. However, PLEASE NOTE:-

The rule states '..... a minimum of 2 different KINDS of plant.....' Two varieties of the same plant are NOT kinds. Hence plants need to be taken from different Genera. For instance:-

Pinks, Carnations and Sweet Williams are all Dianthus and are not different kinds.

2. Stems used in the display must be home grown and showing flowers. Foliage growing naturally from the flowering stem is allowed. Seed heads and berries are not allowed.
3. Accessories such as extra foliage, bows, twigs, dried or silk flowers etc. are **not** allowed. Packing material including 'Oasis' is permitted.
4. The display will be judged out of a total of 35 points. This is split into two sections as follows:-  
Colour, form, condition, quality and freshness of the flowers, 25 points  
Overall presentation and effect, 10 points
5. The vase will be viewed from all directions and judged to the normal rules used for other classes.

NOTE: Competitors may also wish to consult the 'Show Rules' (Page 5) and the 'Hints to Exhibitors' (Page 6)

## ENTRIES

Please contact Clive Emberson at any reasonable time by telephone: (01245 381704/07771 536938), or alternatively by post/hand: (62 New Road, Hatfield Peverel, Chelmsford, CM3 2JA), or by email: [cliveemberson@outlook.com](mailto:cliveemberson@outlook.com) by 6pm on the Thursday evening before the Show.

### I WISH TO ENTER THE FOLLOWING CLASSES

(Please enter Nos. in numerical order)


TOTAL No. Of ENTRIES.....

TOTAL ENTRY FEE.....

Please PRINT

NAME.....

ADDRESS.....

.....

AGE (If under 16).....

Please return to the Show Secretary by the Thursday prior to the show

### I WISH TO ENTER THE FOLLOWING CLASSES

(Please enter Nos. in numerical order)


TOTAL No. Of ENTRIES.....

TOTAL ENTRY FEE.....

Please PRINT

NAME.....

ADDRESS.....

.....

AGE (If under 16).....

Please return to the Show Secretary by the Thursday prior to the show

### I WISH TO ENTER THE FOLLOWING CLASSES

(Please enter Nos. in numerical order)


TOTAL No. Of ENTRIES.....

TOTAL ENTRY FEE.....

Please PRINT

NAME.....

ADDRESS.....

.....

AGE (If under 16).....

Please return to the Show Secretary by the Thursday prior to the show