


Author

Institution Great Waltham Parish Council
 Department
 Street
 Postal Code
 City Great Waltham, Chelmsford, Essex
 Country United Kingdom
 Contact
 Phone
 E-Mail clerk@greatwalthamparishcouncil.co.uk

Built with **DataCollect Webreporter** version 1.0 at 24/11/2023 22:21:10

Site

Name G Waltham
 Dir. Oncoming (name) Chelmsford
 Dir. Outgoing (name) Dunmow
 Posted Speed Limit 
 Comment Howe Street
 Device type **DSD**

Time Range

Start Date 05/10/2023 13:00
 End Date 19/10/2023 00:59
 Days Mo, Tu, We, Th, Fr, Sa, Su
 Time Interval 60 minutes
 Time Frame / Day 00:00 - 23:59

Speed Classes

[V in mph]

Time	Σ	34	10	20	30	40	35-46	50	47 up	60	70	80	90	100	110	>110
00:00-06:00	320	105	0	4	58	83	52	14	3	1	0	0	0	0	0	0
06:00-09:00	1854	655	6	19	318	548	272	36	0	0	0	0	0	0	0	0
15:00-19:00	5764	2255	29	106	1166	1495	623	85	4	1	0	0	0	0	0	0
06:00-22:00	16574	6499	93	319	3429	4181	1770	261	18	3	1	0	0	0	0	0
00:00-24:00	17382	6806	97	339	3601	4367	1860	280	25	6	1	0	0	0	0	0

Speed Figures

[V in mph]



DSD SAFETY Success

Vmin	Vavg	Vmax	V15	V50	V85	Vexc %
3	30	62	26	31	36	53.5

Vin	Vout	Vred	Vred %
30	29	-1	-3

Descriptions

Vmin: Minimal velocity
 Vavg: Average velocity
 Vmax: Maximal velocity
 V15: Critical velocity for the first 15% of vehicles
 V50: Critical velocity for the first 50% of vehicles


V85: Critical velocity for the first 85% of vehicles
 Vexc %: Speeding in %
 Vin: Average inlet velocity
 Vout: Average velocity of exit
 Vred: Average speed reduction between inlet velocity and velocity of exit

Author

Institution Great Waltham Parish Council
 Department
 Street
 Postal Code
 City Great Waltham, Chelmsford, Essex
 Country United Kingdom
 Contact
 Phone
 E-Mail clerk@greatwalthamparishcouncil.co.uk

Built with **DataCollect Webreporter** version 1.0 at 24/11/2023 22:21:11

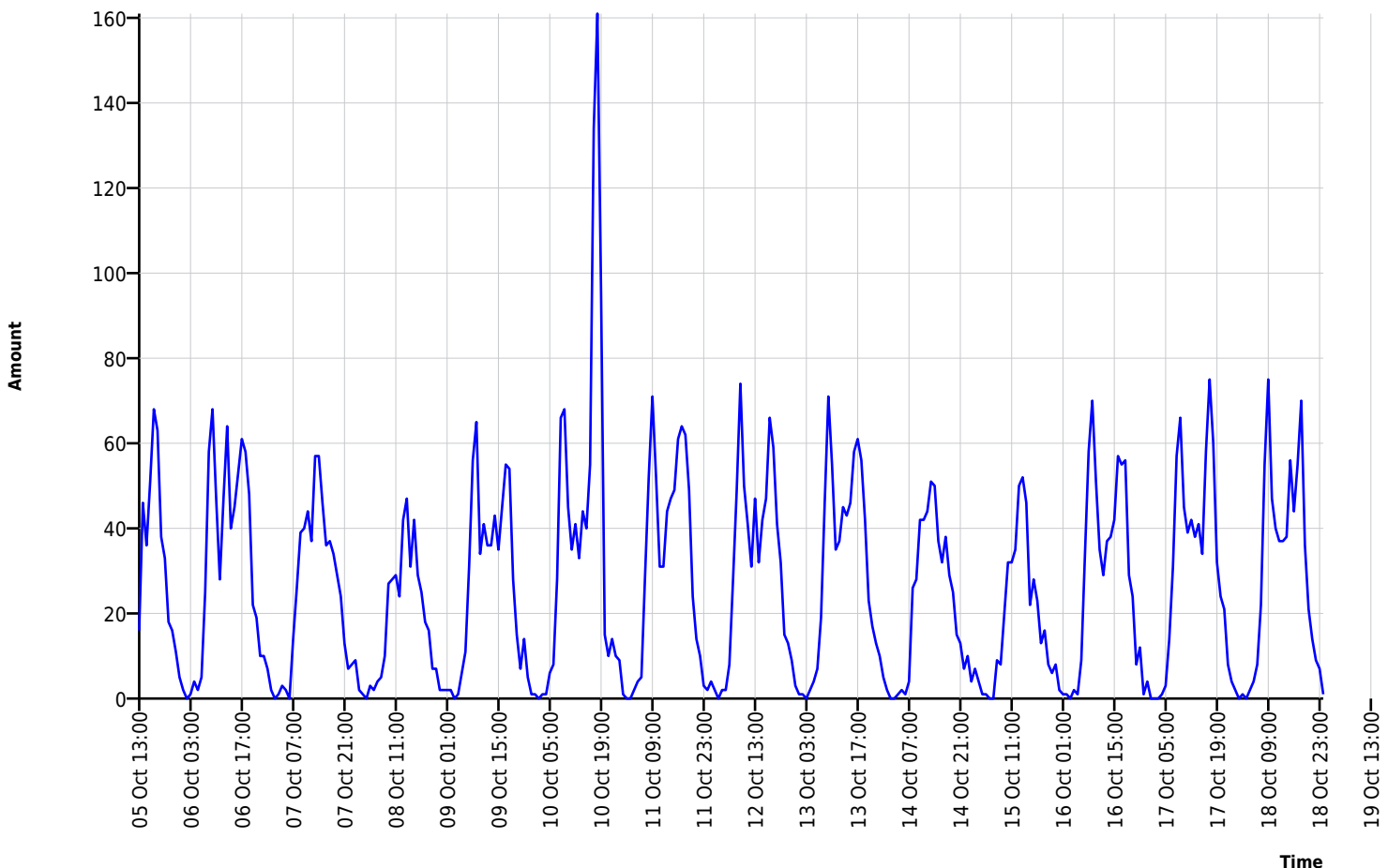
Site

Name G Waltham
 Dir. Oncoming (name) Chelmsford
 Dir. Outgoing (name) Dunmow
 Posted Speed Limit 
 Comment Howe Street
 Device type **DSD**

Time Range

Start Date 05/10/2023 13:00
 End Date 19/10/2023 00:59
 Days Mo, Tu, We, Th, Fr, Sa, Su
 Time Interval 60 minutes
 Time Frame / Day 00:00 - 23:59

Time Variation Curve




Author

Institution Great Waltham Parish Council
 Department
 Street
 Postal Code
 City Great Waltham, Chelmsford, Essex
 Country United Kingdom
 Contact
 Phone
 E-Mail clerk@greatwalthamparishcouncil.co.uk

Built with **DataCollect Webreporter** version 1.0 at 24/11/2023 22:21:11

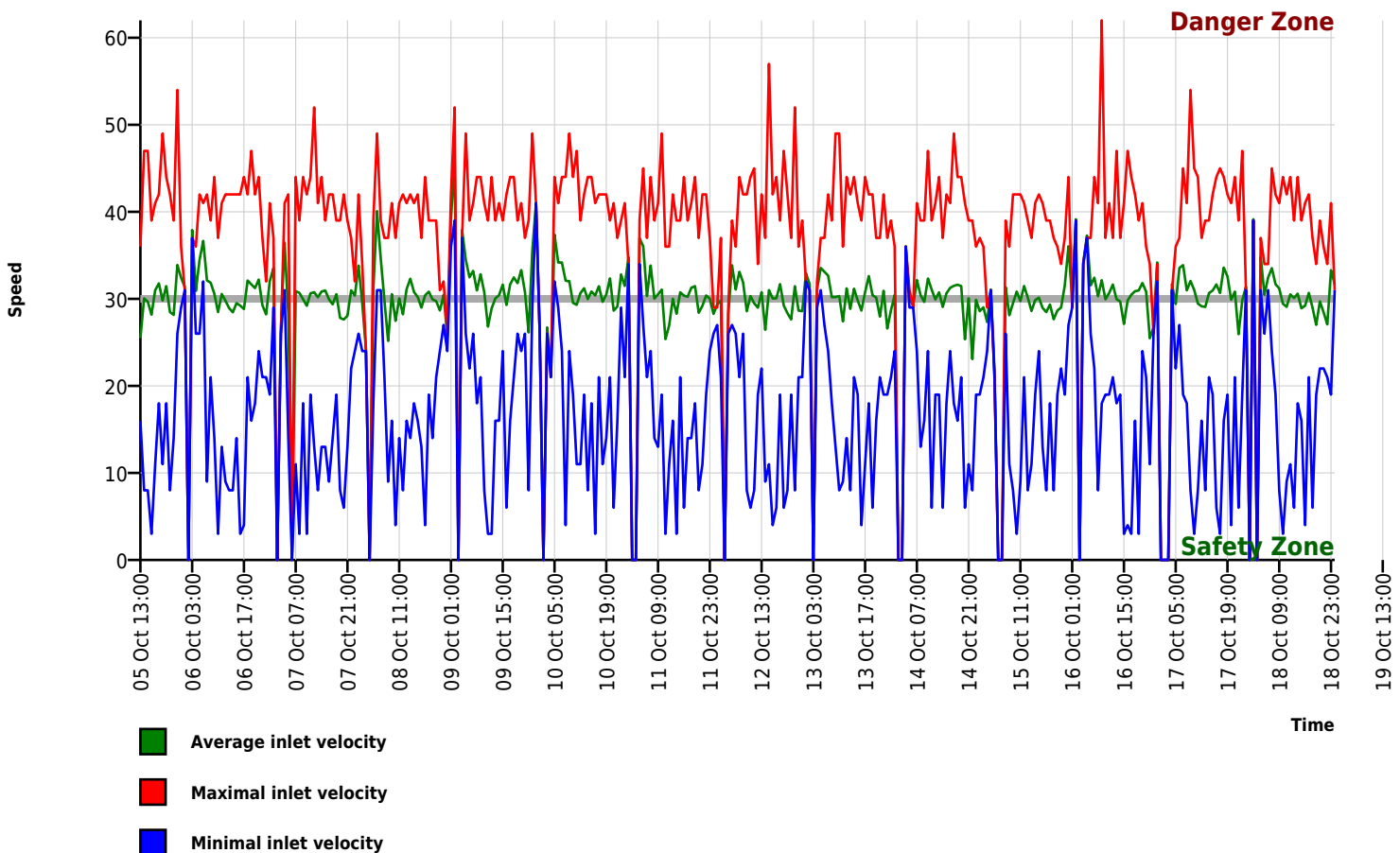
Site

Name G Waltham
 Dir. Oncoming (name) Chelmsford
 Dir. Outgoing (name) Dunmow
 Posted Speed Limit 
 Comment Howe Street
 Device type **DSD**

Time Range

Start Date 05/10/2023 13:00
 End Date 19/10/2023 00:59
 Days Mo, Tu, We, Th, Fr, Sa, Su
 Time Interval 60 minutes
 Time Frame / Day 00:00 - 23:59

Speed Diagram




Author

Institution Great Waltham Parish Council
 Department
 Street
 Postal Code
 City Great Waltham, Chelmsford, Essex
 Country United Kingdom
 Contact
 Phone
 E-Mail clerk@greatwalthamparishcouncil.co.uk

Built with **DataCollect Webreporter** version 1.0 at 24/11/2023 22:21:11

Site

Name G Waltham
 Dir. Oncoming (name) Chelmsford
 Dir. Outgoing (name) Dunmow
 Posted Speed Limit 
 Comment Howe Street
 Device type **DSD**

Time Range

Start Date 05/10/2023 13:00
 End Date 19/10/2023 00:59
 Days Mo, Tu, We, Th, Fr, Sa, Su
 Time Interval 60 minutes
 Time Frame / Day 00:00 - 23:59

Speed Histogram

