


Author

Institution Great Waltham Parish Council
 Department
 Street
 Postal Code
 City Great Waltham, Chelmsford, Essex
 Country United Kingdom
 Contact
 Phone
 E-Mail clerk@greatwalthamparishcouncil.co.uk

Built with **DataCollect Webreporter** version 1.0 at 29/05/2022 14:08:00

Site

Name Ford End
 Dir. Oncoming (name) Great Dunmow
 Dir. Outgoing (name) Gt Waltham
 Posted Speed Limit 
 Comment Outside the Sch.
 Device type **DSD**

Time Range

Start Date 11/05/2022 11:00
 End Date 24/05/2022 09:59
 Days Mo, Tu, We, Th, Fr, Sa, Su
 Time Interval 60 minutes
 Time Frame / Day 00:00 - 23:59

Speed Classes

[V in mph]

Time	Σ	34	10	20	30	40	35-46	50	47 up	60	70	80	90	100	110	>110
00:00-06:00	6718	674	7	22	136	1492	2036	1416	649	242	39	3	1	1	0	0
06:00-09:00	7194	939	0	3	179	1938	2153	1281	505	183	13	0	0	0	0	0
15:00-19:00	11912	2675	1	7	733	3882	3000	1266	281	59	7	1	0	0	0	0
06:00-22:00	42742	8384	8	30	2116	13307	11402	5395	1585	476	37	2	0	0	0	0
00:00-24:00	52698	9493	15	53	2351	15657	14393	7391	2463	787	86	6	2	1	0	0

Speed Figures

[V in mph]



DSD SAFETY Success

Vmin	Vavg	Vmax	V15	V50	V85	Vexc %
3	38	90	31	37	44	90.8

Vin	Vout	Vred	Vred %
38	35	-3	-8

Descriptions

Vmin: Minimal velocity
 Vavg: Average velocity
 Vmax: Maximal velocity
 V15: Critical velocity for the first 15% of vehicles
 V50: Critical velocity for the first 50% of vehicles


V85: Critical velocity for the first 85% of vehicles
 Vexc %: Speeding in %
 Vin: Average inlet velocity
 Vout: Average velocity of exit
 Vred: Average speed reduction between inlet velocity and velocity of exit

Author

Institution Great Waltham Parish Council
 Department
 Street
 Postal Code
 City Great Waltham, Chelmsford, Essex
 Country United Kingdom
 Contact
 Phone
 E-Mail clerk@greatwalthamparishcouncil.co.uk

Built with **DataCollect Webreporter** version 1.0 at 29/05/2022 14:08:01

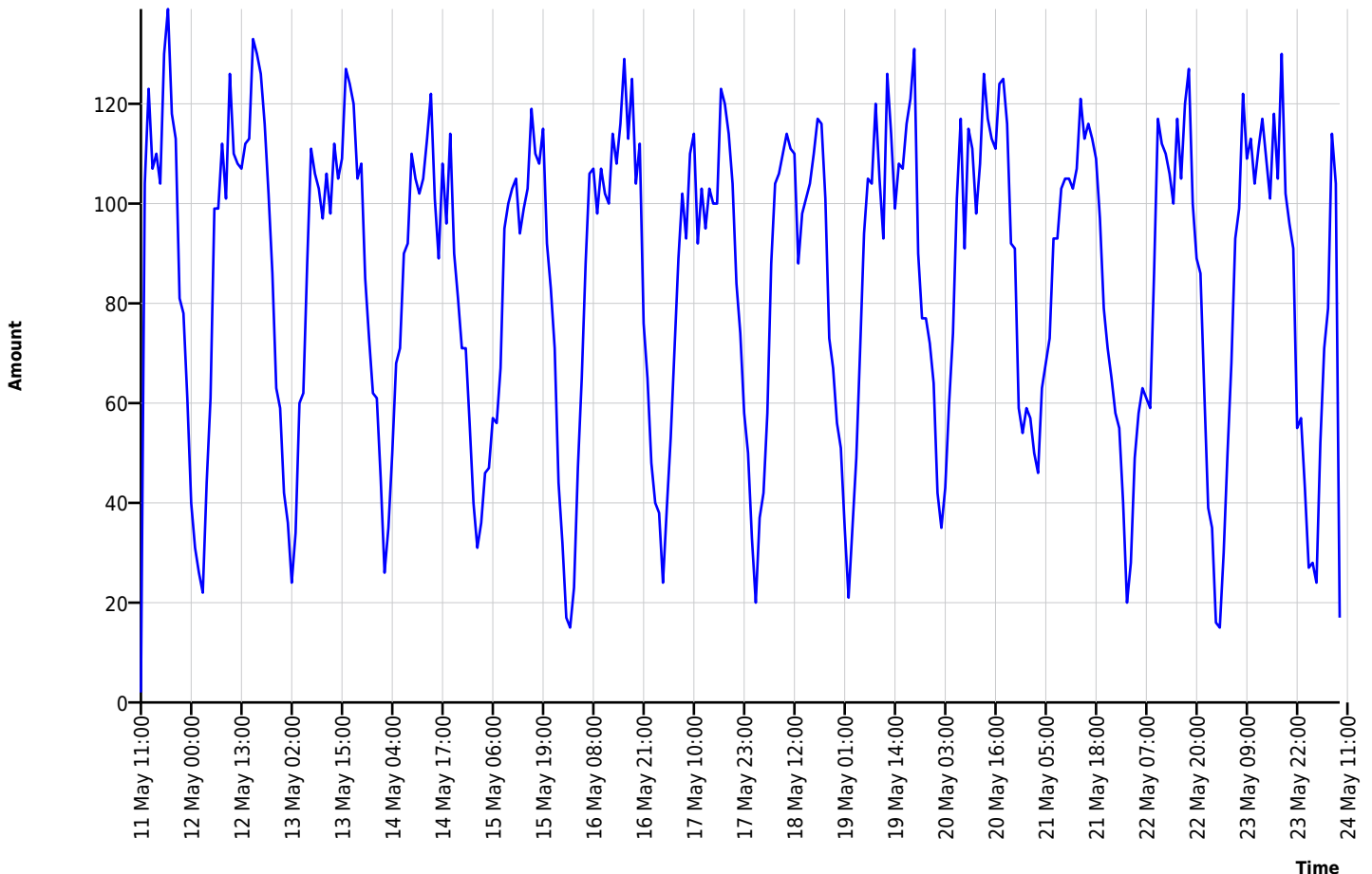
Site

Name Ford End
 Dir. Oncoming (name) Great Dunmow
 Dir. Outgoing (name) Gt Waltham
 Posted Speed Limit 
 Comment Outside the Sch.
 Device type **DSD**

Time Range

Start Date 11/05/2022 11:00
 End Date 24/05/2022 09:59
 Days Mo, Tu, We, Th, Fr, Sa, Su
 Time Interval 60 minutes
 Time Frame / Day 00:00 - 23:59

Time Variation Curve




Author

Institution Great Waltham Parish Council
 Department
 Street
 Postal Code
 City Great Waltham, Chelmsford, Essex
 Country United Kingdom
 Contact
 Phone
 E-Mail clerk@greatwalthamparishcouncil.co.uk

Built with **DataCollect Webreporter** version 1.0 at 29/05/2022 14:08:01

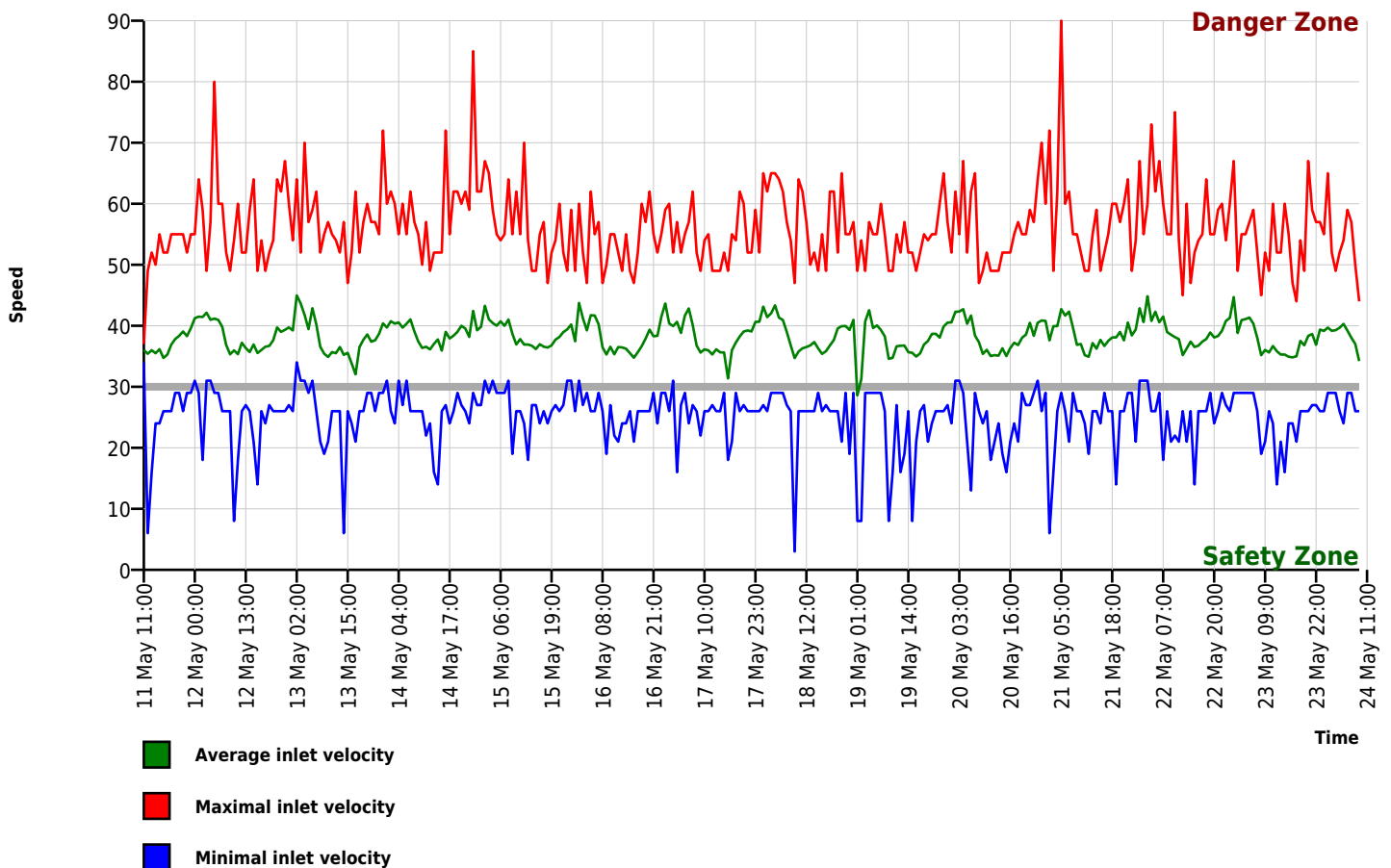
Site

Name Ford End
 Dir. Oncoming (name) Great Dunmow
 Dir. Outgoing (name) Gt Waltham
 Posted Speed Limit 
 Comment Outside the Sch.
 Device type **DSD**

Time Range

Start Date 11/05/2022 11:00
 End Date 24/05/2022 09:59
 Days Mo, Tu, We, Th, Fr, Sa, Su
 Time Interval 60 minutes
 Time Frame / Day 00:00 - 23:59

Speed Diagram




Author

Institution	Great Waltham Parish Council
Department	
Street	
Postal Code	
City	Great Waltham, Chelmsford, Essex
Country	United Kingdom
Contact	
Phone	
E-Mail	clerk@greatwalthamparishcouncil.co.uk

Built with **DataCollect Webreporter** version 1.0 at 29/05/2022 14:08:01

Site

Name	Ford End
Dir. Oncoming (name)	Great Dunmow
Dir. Outgoing (name)	Gt Waltham
Posted Speed Limit	
Comment	Outside the Sch.
Device type	DSD

Time Range

Start Date	11/05/2022 11:00
End Date	24/05/2022 09:59
Days	Mo, Tu, We, Th, Fr, Sa, Su
Time Interval	60 minutes
Time Frame / Day	00:00 - 23:59

Speed Histogram

