


Author

Institution Great Waltham Parish Council
 Department
 Street
 Postal Code
 City Great Waltham, Chelmsford, Essex
 Country United Kingdom
 Contact
 Phone
 E-Mail clerk@greatwalthamparishcouncil.co.uk

Built with **DataCollect Webreporter** version 1.0 at 02/02/2023 21:08:53

Site

Name G Waltham
 Dir. Oncoming (name) Chelmsford
 Dir. Outgoing (name) Dunmow
 Posted Speed Limit 
 Comment Ford End
 Device type **DSD**

Time Range

Start Date 20/01/2023 12:00
 End Date 30/01/2023 11:59
 Days Mo, Tu, We, Th, Fr, Sa, Su
 Time Interval 60 minutes
 Time Frame / Day 00:00 - 23:59

Speed Classes

[V in mph]

Time	Σ	34	10	20	30	40	35-46	50	47 up	60	70	80	90	100	110	>110
00:00-06:00	3374	562	0	5	169	881	907	550	218	77	5	0	0	0	0	0
06:00-09:00	3622	489	0	0	125	930	1067	666	255	82	6	2	0	0	0	0
15:00-19:00	8090	2020	4	6	646	2617	1849	723	176	47	2	0	0	0	0	0
06:00-22:00	28872	6640	9	24	2095	9041	6993	3017	803	233	15	2	0	0	0	0
00:00-24:00	34624	7628	9	30	2398	10598	8555	3914	1129	340	21	2	0	0	0	0

Speed Figures

[V in mph]



DSD SAFETY Success

Vmin	Vavg	Vmax	V15	V50	V85	Vexc %
4	36	73	31	36	42	85.9

Vin	Vout	Vred	Vred %
36	33	-3	-8

Descriptions

Vmin: Minimal velocity
 Vavg: Average velocity
 Vmax: Maximal velocity
 V15: Critical velocity for the first 15% of vehicles
 V50: Critical velocity for the first 50% of vehicles


V85: Critical velocity for the first 85% of vehicles
 Vexc %: Speeding in %
 Vin: Average inlet velocity
 Vout: Average velocity of exit
 Vred: Average speed reduction between inlet velocity and velocity of exit

Author

Institution Great Waltham Parish Council
 Department
 Street
 Postal Code
 City Great Waltham, Chelmsford, Essex
 Country United Kingdom
 Contact
 Phone
 E-Mail clerk@greatwalthamparishcouncil.co.uk

Built with **DataCollect Webreporter** version 1.0 at 02/02/2023 21:08:54

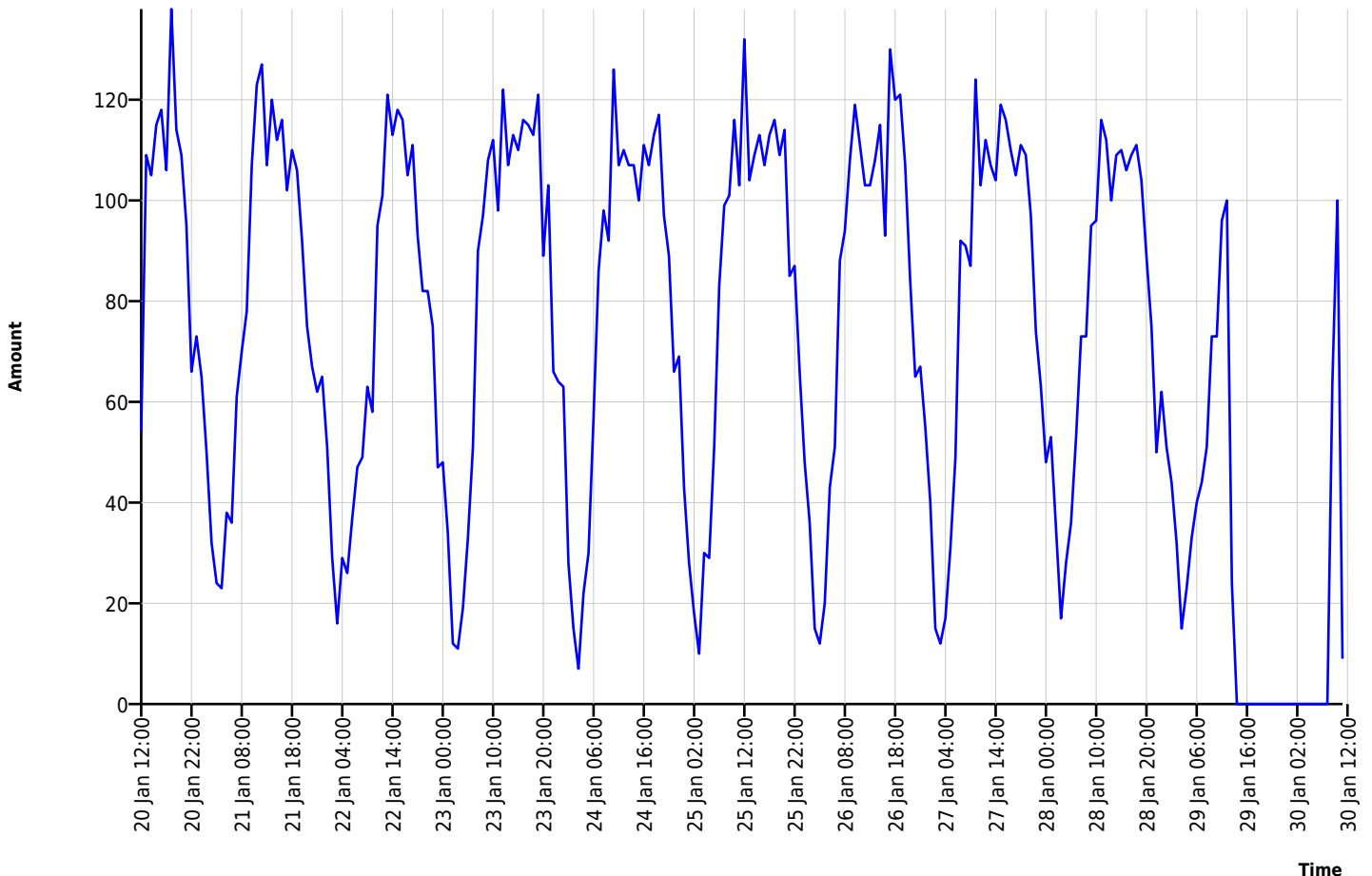
Site

Name G Waltham
 Dir. Oncoming (name) Chelmsford
 Dir. Outgoing (name) Dunmow
 Posted Speed Limit 
 Comment Ford End
 Device type **DSD**

Time Range

Start Date 20/01/2023 12:00
 End Date 30/01/2023 11:59
 Days Mo, Tu, We, Th, Fr, Sa, Su
 Time Interval 60 minutes
 Time Frame / Day 00:00 - 23:59

Time Variation Curve




Author

Institution Great Waltham Parish Council
 Department
 Street
 Postal Code
 City Great Waltham, Chelmsford, Essex
 Country United Kingdom
 Contact
 Phone
 E-Mail clerk@greatwalthamparishcouncil.co.uk

Built with **DataCollect Webreporter** version 1.0 at 02/02/2023 21:08:54

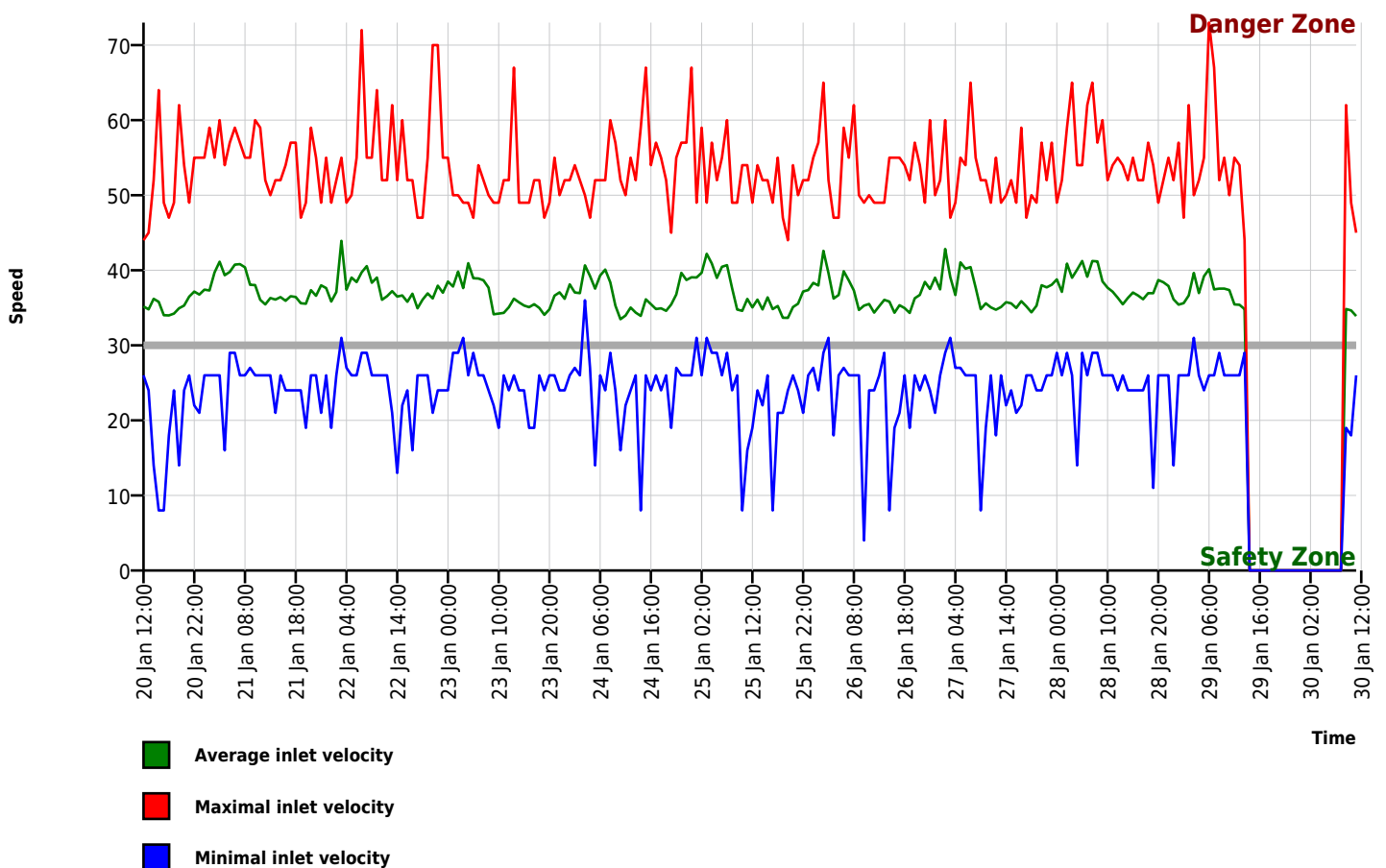
Site

Name G Waltham
 Dir. Oncoming (name) Chelmsford
 Dir. Outgoing (name) Dunmow
 Posted Speed Limit 
 Comment Ford End
 Device type **DSD**

Time Range

Start Date 20/01/2023 12:00
 End Date 30/01/2023 11:59
 Days Mo, Tu, We, Th, Fr, Sa, Su
 Time Interval 60 minutes
 Time Frame / Day 00:00 - 23:59

Speed Diagram




Author

Institution Great Waltham Parish Council
 Department
 Street
 Postal Code
 City Great Waltham, Chelmsford, Essex
 Country United Kingdom
 Contact
 Phone
 E-Mail clerk@greatwalthamparishcouncil.co.uk

Built with **DataCollect Webreporter** version 1.0 at 02/02/2023 21:08:54

Site

Name G Waltham
 Dir. Oncoming (name) Chelmsford
 Dir. Outgoing (name) Dunmow
 Posted Speed Limit 
 Comment Ford End
 Device type **DSD**

Time Range

Start Date 20/01/2023 12:00
 End Date 30/01/2023 11:59
 Days Mo, Tu, We, Th, Fr, Sa, Su
 Time Interval 60 minutes
 Time Frame / Day 00:00 - 23:59

Speed Histogram

