

# **The Epsom Garden Society**

Founded 1932

President  
ALAN MOODY




**Schedule  
2019 & 2020  
2021 see newsletter**



For all your gardening needs and more!

Established for over 50 years and still family run, we pride ourselves on our great selection which provides you with everything you need for your Home & Garden.

- Plants, Trees & Shrubs
- Gifts & Homeware
- Barbecues & Firepits
- Landscape material
- Sheds & Structures
- Pet & Aquatic Centre
- Indoor Plants
- Garden Sundries
- Outdoor Furniture
- Display Gardens
- Garden Design
- Bird & Wildlife care
- Specimen Plant Area
- Pots & Planters
- Water Features
- Garden Lighting
- Sedum Restaurant
- Help & Advice



## WEBER WORLD

As one of only 20 Weber World Stores in the country, we are proud to stock the full range of Weber barbecues & accessories plus exclusive products including the Summit Charcoal and Gas grill series

**THE EPSOM GARDEN SOCIETY**  
**Affiliated with The Royal Horticultural Society**

*President*

ALAN MOODY

*Vice-President*

BERNARD VYVYAN

*Hon. Chairman*

Isabella Glanville-Stewart

*Hon. Secretary*

TBC

*Hon. Treasurer*

PAM DAVIS, 1a Hylands Rd, Epsom, KT18 7ED

*Hon. Show Secretary*

CATHY FLITTER, 98 Manor Green Road, Epsom, KT19 8LN

*Assistant Show Secretary*

TBC

*Newsletter Editor*

MARGARET HASLAM

01372 724138

*Hon. Membership Secretary*

STEVE ROEBUCK, 21 Higher Green, Ewell, KT17 3BB

0208 394 2168

*Open Gardens Group Secretary*

JOHN LUCKING, 43 West Hill Avenue, Epsom, KT19 8JX

*Honorary Members:*

Esther BARLEY

Maggie CHALLIS

Jill FARNHAM

William HALFORD

Keith LEWIS

---

**RULES OF THE SOCIETY**

**Available from the Hon. Secretary or can  
be viewed on our website**

## **SHOW REGULATIONS**

- 1 Only members will be entitled to exhibit at the Shows, except where otherwise stated in the Schedule. They should be amateurs and, if they employ paid labour, it should not be for more than two days a week.
- 2 **All entries should reach the Show Secretary by 8.00pm, at the latest, on the Thursday prior to the show.**
- 3 Entries should be submitted directly to the Show Secretary either by email or phone. Junior entries can also be submitted to the Junior Exhibitors co-ordinator. Full contact details will appear in the newsletter(s) preceding the show. When placing entries provide your name plus the classes you wish to enter. (Eg classes 18, 24, 31 etc). The Show Secretary will acknowledge receipt of entries within 24hrs.
- 4 Entry fee for Adults is 20p per class, unless otherwise stated. Junior Exhibitors entries are free. All entry fees to be paid when collecting show cards on the morning of the show.
- 5 Unless otherwise stated, all specimens exhibited in competition for prizes must be the bona fide property of the exhibitor, and must have been in his or her possession for at least two months, unless some other period is specified in the schedule. Any prize obtained contrary to this regulation will be forfeited. In order to be satisfied that the conditions governing competitive exhibits are fulfilled, the Committee reserves the right to visit, by permission before or after a Show, gardens from which plants, flowers, fruit or vegetables have been entered for competition.
- 6 Exhibits must be staged between 8.00am and 10.45am on the day of the Show.
- 7 Exhibitors should supply vases, plates, etc., as required. A limited number of vases are available.
- 8 The preparation of exhibits on the Show tables is not permitted, except in classes for collections of fruit or vegetables and flower arrangement classes.
- 9 Exhibits, wherever possible, should be named. Judges will take this into account in close competition, and especially where, as for Dahlias and Chrysanthemums, most named cultivars are officially classified.
- 10 Judging will commence at 11.00am and only persons authorised by the Show Secretary may remain in the hall while judging is in progress.
- 11 Shows will open at 2.00pm. Presentation of trophies will commence at approximately 4.00pm. The show will be closed to the public from 4.30pm.
- 12 No exhibit should be removed before the end of Prize Giving. All exhibits, personal property, etc., shall be at the risk of the exhibitors, and the Society will not be liable for compensation for loss or damage however caused.
- 13 A 'plate' is the specified number of fruits or vegetables consisting of one cultivar only.

- 14 No household can enter more than one exhibit in any class, except for homecraft, photography, flower arrangement and the junior exhibitors sections, in which each member of the household may exhibit one item. Entries must be the unaided work of the exhibitor.
- 15 Exhibits will in general be judged according to the rules in the R.H.S. handbook. In the event of insufficient competition or indifferent produce in any class, the judges may withhold an award or awards. The decisions of the judges as to the respective merits of the exhibits shall be final. A protest on any other matter shall be made in writing and shall be delivered to the Show Secretary within one hour of the opening of the Show accompanied with a deposit of 50p which will be returned if the objection is upheld.
- 16 Flower Arrangements are judged in accordance with the statement that: 'An **EXHIBIT** is composed of natural plant material, with or without accessories, contained within a space as specified in a Show Schedule'.

Entries must be the unaided work of the competitor; exhibits may be arranged at home if desired. Disqualification will take place for the following reasons:

- 1 Failure to comply with any specific requirements of a class as stated in the schedule, i.e. the measurement or components.
- 2 Inclusion of any fresh plant material that does not have its roots or the cut ends of its stem in water or water retaining material
- 3 Inclusion of artificial plant material, unless specifically allowed by the Show Schedule.

## **HINTS FOR EXHIBITORS**

### **General**

- Read the Schedule carefully and make sure that you understand exactly what is required in the various classes.
- Take note of the 'Show Regulations' in the Schedule about times for the staging of exhibits, provision of vases, closing dates for entries, etc.
- Allow yourself plenty of time when staging exhibits.

### **Flowers**

- Blooms are best cut in the early morning, put straight into a bucket of deep water in a cool place and, if possible, cut at least 12 hours before they are intended for exhibition.
- Always try to show a fully developed flower, remembering it is better to show one that has not quite reached its best, rather than one which has just passed its best, is beginning to fade, and shows the centre disk.
- Select blooms for freshness and uniformity, not only in size but also in colour.
- Practise staging at home, try setting up five blooms in a vase with three blooms at the back fairly high up, and the two at the front with slightly shorter stems, try to aim at a well-balanced effect overall, and with the blooms set slightly apart.
- Some flowers are not good at taking up water when cut, and it is advisable to crush or scrape the ends of all 'woody' stems so that a good supply of water is assured.
- If foliage is attached it should be lower than the blooms. Packing (paper, oasis or moss) may be used but must not show above the rim of the vase.

### **Vegetables (also see table on P24)**

- One cultivar per plate.
- Vegetables should be clean, fresh, tender and without blemish or coarseness. Root vegetables should be exhibited with about 3" of top.
- They should be uniform in size, form and colour.
- Size is meritorious if accompanied by quality (but only in those circumstances) as the production of large specimens of good quality requires more skill than the production of small specimens.
- Asparagus - should have long, straight, thick, plump, bright stems with well-closed scales.
- Beans - Long, straight, fresh, plump, brittle pods, with little outward sign of seeds, with about 1" of stem.
- Beetroot - Of the long type, evenly tapered; of the globe type, spherical with small taproots.
- Brussels Sprouts - Fresh, solid, tightly closed sprouts.
- Cabbages - Medium sized, shapely, fresh, tender hearts, with surrounding leaves perfect.
- Carrots - Roots of one variety, medium size, tender, good shape, and free from side roots, skins and colour clear and bright, without pest damage.

- Courgettes - Well matched fruits, length between 4" and 6", preferably with flower attached.
- Cucumbers - Fresh, young, green, tender, straight fruits, with short necks and noses, and with flowers still adhering.
- Leeks - Solid, thick, even, well blanched, with clean, spotless skins and no tendency to bulbing. Foliage (flags) clean and no sign of damage.
- Marrows - Young, tender, shapely fruits of any colour but well matched. Not more than 15" length or, if round, 22" circumference.
- Onions - Large, firm, thin necked bulbs, necks tied with raffia. At Autumn Shows the bulbs must be well ripened.
- Peas for shelling - Large, fresh pods of a deep green, with bloom intact, free from rust, and well filled with tender seeds.
- Potatoes - Good shape, medium-sized, clean, clear skinned tubers, eyes few and shallow.
- Standard Tomatoes - Medium-sized, round, ripe but firm, richly coloured fruits, with calyces attached. Cherry tomatoes should be under 1 inch diameter.
- Shallots - Round, solid, well-ripened bulbs, with thin necks. Shallots for pickling should not exceed 30mm but for other purposes large uniform bulbs are preferred.

#### **Fruit (also see table on P25)**

- One cultivar per plate.
- Dessert apples should be about 2¾" in diameter but a slightly larger size is permitted for varieties like Charles Ross. For all other fruits, the larger the size, consistent with quality and condition, the better.
- All fruits except apples and pears should be ripe. Apples and pears need not be. None may be over-ripe.
- Fruit must be free from blemish. Stalks must not be broken or missing, and no part of the spur system should be exhibited with the stalk.
- No scab or other disease or insect damage should be present nor should fruit be bruised by weather or carelessness. Fruit should not be polished but all the natural bloom should be preserved.
- Each dish should exhibit a dish of perfect fruits of one variety. Each fruit a replica of the others in size, shape, colour, etc. The fruits should be arranged to the best advantage. Apples should be shown with the eye uppermost.
- Don't put in 'the big one'. It will certainly spoil an otherwise good dish.

#### **Homecraft**

- Preserves Classes **44- 46** (Spring Show) and **64 and 66** (Autumn Show)  
Jars must be of a plain design with no patterns or brand markings. **Do not** re-use a manufacturer's lid. New lids can be obtained at Garson's Farm, Esher or Lakeland. Entries should be labelled with type eg. Seville Orange, Raspberry etc and date made (day, month and year) Chutneys, pickles and relish should have been made at least 2 months in advance of entry. Fill jars completely. Covers for preserves and pickles should be as follows.

- Jams, jellies and marmalade can be covered with either a wax disc and cellophane or a twist off lid.
- Lemon curd should be covered with a wax disc and cellophane.
- Chutney, pickles and relish should be covered with a twist off metal lid which must be plastic lined.
- All exhibits including plate should be put in a plastic bag. These are available from the show secretary's table.
- Clothing and craft items should be exhibited new and unused.
- Items in this section must be the sole work of the exhibitor and not previously shown at an EGS show.

## **Flower Arrangement**

### **1. Preparation**

- Research and plan your design well in advance; making an outline sketch is helpful.
- Obtain and condition your plant material at least one day ahead of the show. The plant material should be in perfect condition i.e. no wilted/damaged leaves.
- If using floral foam, soak the foam by placing on top of a bowl of water and remove as soon as it has sunk below the water level. Fit securely into container.
- Use container(s) appropriate to and in proportion to the overall design.
- When staging an exhibit, ensure your display area is left dry, clean and tidy: a waterproof sheet and a towel are useful.

### **2. Design**

- Select colours and plant materials that enhance your planned design and interpret the class title.
- If using an accessory, make sure it is in scale with other components. It should contribute to the interpretation of the class title without being eye-catching.
- Use only natural plant material – no artificial flowers or foliage.
- Create depth and interest by placing larger and more dominant plant material nearer to the centre of the design.
- Use a variety of shapes and textures to achieve more interesting exhibits.
- Aim to create an exhibit which incorporates the principles of design – these are:  
balance, proportion, scale, rhythm, contrast, dominance and harmony.

### **3. Presentation**

- Unless used decoratively, ensure that mechanics (wires, foam etc) are hidden.
- Avoid over-filling or under-filling the specified space allowed.
- If a class states – 'title to be displayed', write the title on something appropriate to the design.
- Be aware that judges look for artistic merit, interpretation, practical merit, harmony and creativity/originality.



- Read Show Regulation No. 16 and note particularly the three reasons for disqualification of an entry.
- Be aware that an exhibit (Still Life being an exception) will lose marks if plant material does not predominate.
- Finally, check that your exhibit conforms to ALL the requirements of the Show Schedule.



# Ashtead Park

GARDEN CENTRE

A hidden gem in East Surrey, near Epsom

## ASHTEAD PARK Garden Centre




A gardener's paradise with a selection of high quality plants (including more unusual finds), gardening products, accessories, tools and gifts. Our highly knowledgeable team are always on hand to help too.

## THE OLIVE TREE at Ashtead Park



Fancy a bite to eat? Take a seat in The Olive Tree for a tasty breakfast, relaxing lunch or afternoon tea. Celebrate with us too - private hire available.

### Find Us



10% off

Show your Epsom GS  
card instore  
(exclusions apply)

[WWW.ASHTEADPARK.COM](http://WWW.ASHTEADPARK.COM) | THE GARDEN CENTRE FOR GARDENERS

Garden Centre: 01372 273891  
[info@ashteadpark.com](mailto:info@ashteadpark.com)

[facebook.com/AshteadParkGC](https://facebook.com/AshteadParkGC)

The Olive Tree: 01372 271188  
[theolivetree@ashteadpark.com](mailto:theolivetree@ashteadpark.com)

[twitter.com/AshteadParkGC](https://twitter.com/AshteadParkGC)

**SPRING SHOW 2019 - SATURDAY 23 MARCH at 2.00pm**

**SPRING SHOW 2020 - SATURDAY 28 MARCH at 2.00pm**

**St Martin's Junior School, Ashley Road, Epsom**

**LEN HUMPHREYS SPRING TROPHY** awarded for the highest aggregate points in show.

**ROSETTE** for Best Bulb or Flower Exhibit in Show.

**The HELEN REED CUP.** Highest aggregate points in Section 1

**The PRESIDENT'S CUP** for highest aggregate points in Section 2

**The RON WING TROPHY** for best pot plant in Classes 18,19, and 28 to 31

**EPSOM GARDEN SOCIETY CHALLENGE CUP FOR HOMECRAFT.** Highest aggregate points in Section 3.

**LEN HUMPHREYS CUP FOR FLORAL ART.** Highest aggregate points in Section 5.

**Floral Art Certificates** will be awarded for 'Judge's Choice' and 'Best in Show' for floral art exhibits in Section 5 or 6

**Important Note – Daffodil Classes**

The RHS classification for daffodils (narcissi) is used in the Schedule - There is no distinction between 'daffodils' and 'narcissi'. All single-stemmed blooms are put in Divisions depending mainly on relative sizes of the outer ring of petals (perianth) and the trumpet or cup. There are also separate Divisions for double blooms, cluster blooms, etc. The diagrams below show the main Divisions most likely to be in flower during Spring Show time and are included for reference and ease of classification.



**DIVISION 1  
TRUMPET DAFFODIL  
CULTIVARS**

One flower to a stem; corona ("trumpet") as long as, or longer than the perianth segments ("petals")



**DIVISION 2  
LARGE-CUPPED  
DAFFODIL CULTIVARS**

One flower to a stem; corona ("cup") more than one third, but less than equal to the length of the perianth segments ("petals")



**DIVISION 4  
DOUBLE DAFFODIL  
CULTIVARS**

One or more flowers to a stem, with doubling of the perianth segments or the corona or both.



**DIVISION 6  
CYCLAMINEUS  
DAFFODIL CULTIVARS**

Characteristics of N. cyclamineus clearly evident: one flower to a stem; perianth segments significantly reflexed; flower at an acute angle to the stem, with a very short pedicel ("neck")

**Note:** Narcissi/daffodil foliage may be included in classes 1 to 15.

Points:	1st, 3;	2nd, 2;	3rd, 1.
Prizes:	1st, £2;	2nd, £1;	3rd, 50p

## **SECTION 1 (DAFFODILS)**

### **Class**

- 1 One stem trumpet daffodil ( Division 1) all yellow
- 2 One stem trumpet daffodil ( Division 1) other colours
- 3 One stem large cup daffodil ( Division 2)
- 4 One stem double daffodil ( Division 4) one or more flowers per stem
- 5 One stem cluster daffodil, 3 or more flowers per stem (excluding Division 4)
- 6 One stem Cyclamineus ( Division 6)
- 7 One stem any type other than above.
- 8 One vase trumpet daffodils (Division 1) all yellow, 3 stems
- 9 One vase trumpet daffodils (Division 1) other colours, 3 stems
- 10 One vase large cup daffodils (Division 2), 3 stems
- 11 One vase double daffodils (Division 4), 3 stems, one or more flowers per stem
- 12 One vase cluster daffodils, 3 or more flowers per stem, 3 stems, (excluding Div 4)
- 13 One vase Cyclamineus ( Division 6), 3 stems
- 14 One vase daffodils, 5 stems (3 or more divisions)
- 15 One container of growing daffodils (any division)

## **SECTION 2 (BULBS and FLOWERS)**

- 16 Cut blooms grown from any bulb, corm, tuber or rhizome, one or more kind, 5 stems, (excluding daffodils)
- 17 One stem cut Hyacinth (no foliage)
- 18 One pot flowering Hyacinths, 3 stems, any size pot
- 19 One flowering Cyclamen, any size pot
- 20 Five single Hellebore flowers floated in shallow dish (not more than 8" diameter)
- 21 Five double Hellebore flowers floated in shallow dish (not more than 8" diameter)
- 22 Three Camellia flowers floated in shallow dish (not more than 10" diameter)
- 23 One vase of flowering shrubs in bloom, 1 or more kinds, 3 stems
- 24 One vase any spring flower not included in classes 1 to 18, 1 kind, 5 stems (excluding shrubs)
- 25 One vase of mixed garden flowers, arrangement for frontal effect, not to exceed 15" width (excluding shrubs)
- 26 Spring garden flowers mixed, 4 kinds, 10 stems (excluding daffodils and shrubs)
- 27 One vase of foliage, no more than 4 kinds
- 28 One flowering Polyanthus (pot not to exceed 5½" diameter)
- 29 One flowering Primula (pot not to exceed 5½" diameter)
- 30 One flowering pot plant (pot not to exceed 9" diameter), any type other than those in classes 19, 28 or 29
- 31 One foliage pot plant, any size pot

- 32 One container mixed bulbs and/or plants
- 33 Pansies or Violas six blooms, 1 or more kinds, shown on a board or card not exceeding 9" x 12"
- 34 Rhubarb, three sticks (sic)

### **SECTION 3 (HOMECRAFT and FOOD)**

*See pages 2,3,5 and 6 for Show Regulations and Hints for Exhibitors*

Classes for Spring 2019		Classes for Spring 2020	
35	Sewn item	35	Sewn item for a child
36	Painting any medium (max size A4)	36	Painting any medium - max size A4
37	A Celebration card	37	A Greeting card
38	Any craft item, including model kits, not included in classes 35 - 37	38	Any craft item, including model kits, not included in classes 35 - 37
39	Drawing any medium - max A4 size	39	Drawing any medium - max A4 size
40	A Decorated Picture Frame – decoration any materials (frame can be purchased or homemade). Max size A4	40	A Decorated Picture Frame – decoration any materials (frame can be purchased or homemade). Max size A4
41	5 American Muffins - exhibitor's own recipe. (Recipe to be displayed)	41	5 Chocolate Brownies - exhibitor's own recipe. (Recipe to be displayed)
42	3 Fruit Scones - exhibitor's own recipe. (Recipe to be displayed)	42	3 Cheese Scones - exhibitors own recipe. (Recipe to be displayed)
43	A Slice of Quiche	43	A Slice of Sweet Tart (on a pastry base)
44	Small jar Fruit Curd	44	Small jar Fruit Curd
45	Jar Marmalade	45	Jar Marmalade
46	Jar Chutney	46	Jar Chutney
47	A Savoury Pasty – MEN ONLY (pastry may be purchased, filling must be homemade)	47	2 Large Sausage Rolls ( maximum 15cms/6ins)– MEN ONLY (pastry may be purchased)

### **SECTION 4 (PHOTOGRAPHY)**

Classes for Spring 2019		Classes for Spring 2020	
48	Signs of Spring	48	Whatever the Weather
49	Four legged Friend	49	Farm Animal(s)
50	On the Horizon	50	Evergreen
51	Colourful Designs	51	Bridges or Viaduct

For classes 48 – 51 the photographs must be the sole work of the exhibitor and not previously exhibited, but developing and printing may be done professionally. Prints or enlargements must not exceed 9" x 12"

## SECTION 5 (FLOWER ARRANGEMENT)

Classes for Spring 2019	Classes for Spring 2020
<p style="text-align: center;"><b>Open Classes</b></p> <p>52 Easter Treat – an exhibit 53 Herald of Spring - an exhibit</p> <p style="text-align: center;"><b>Advanced Classes</b></p> <p>54 Peaches and Cream - an exhibit 55 Take Five - an exhibit including only five flowers</p> <p style="text-align: center;"><b>Intermediate Classes</b></p> <p>56 Dazzling Daffodils - an exhibit 57 Shades of Green - an exhibit</p> <p style="text-align: center;"><b>Novice Classes</b></p> <p>58 A Gift for Mothers Day - an exhibit 59 Spring Garden - an exhibit</p>	<p style="text-align: center;"><b>Open Classes</b></p> <p>52 Pure Sophistication - an exhibit 53 Easter Flowers - an exhibit</p> <p style="text-align: center;"><b>Advanced Classes</b></p> <p>54 Spring Fresh - an exhibit 55 Tantalizing Tulips - an exhibit</p> <p style="text-align: center;"><b>Intermediate Classes</b></p> <p>56 I Love London - an exhibit 57 Spring Fever - an exhibit</p> <p style="text-align: center;"><b>Novice Classes</b></p> <p>58 Oh What a Basket - an exhibit 59 Bring Me Sunshine - an exhibit</p>

Natural plant material to be used in all classes unless otherwise stated. Except where indicated, all exhibits will be displayed on open staging 60 cm width x 60 cm depth, height optional and are judged from the front. **All measurements are approximate.**

- Advanced classes are restricted to members of The Epsom Garden Society who have achieved at least six 1st prizes at Intermediate level.
- Intermediate classes are restricted to members who have achieved at least four 1st prizes at Novice level.
- Novice classes are restricted to members who have not yet won at least four 1st prizes in that class. Juniors may have the option to enter this class if desired.
- Once a member qualifies for a higher class, that member may move up to the next level..
- Open classes are open to members of the Society at any level of expertise.

See Show Regulations pages 2, 3 and 6 for entry details and additional information.

## SECTION 6 (JUNIORS EXHIBITORS)

Classes for Spring 2019	Classes for Spring 2020
<b><u>PRE-SCHOOL - UNDER 5</u></b>	<b><u>PRE-SCHOOL - UNDER 5</u></b>
60 An animal face using a paper plate	60 An Easter bonnet
61 Cress growing in any container	61 A Bulb growing in a pot
62 A mini flower arrangement displayed in oasis	62 A mini flower arrangement displayed in oasis
<b><u>5 – 10 YEARS</u></b>	<b><u>5 – 10 YEARS</u></b>
63 A jar of sprouted pulses ie. Mung beans, lentils etc.	63 Spring bulbs flowering in a pot (any number)
64 5 Cornflake cakes on a plate covered with cling film or a clear plastic bag	64 5 Decorated Fairy cakes on a plate covered with cling film or a clear plastic bag
65 A craft item made from fabric	65 An embroidered or tapestry bookmark
66 Hand-Tied Posy displayed in a Jar	66 Hand-Tied Posy displayed in a Jar
67 Flower Arrangement - 'Easter'	67 Flower Arrangement - 'Valentines Day'
<b><u>11 – 15 YEARS</u></b>	<b><u>11 - 15 YEARS</u></b>
68 A small recycled container of salad seedlings.	68 2 types of Spring bulbs growing in a pot (flowering if possible)
69 A Victoria Sponge cake, jam filled, on a plate covered with a clear plastic bag or clingfilm	69 5 Muffins on a plate covered with cling film or a clear plastic bag
70 Craft item made from any media (sewn, knitted, crochet, woodwork etc)	70 3 Lavender Bags made by the exhibitor
71 Hand-Tied Posy displayed in a Vase	71 Hand-Tied Posy displayed in a Vase
72 Flower Arrangement – 'My Favourite Book' (title to be displayed)	72 Flower Arrangement – 'Recycling'

*See pages 2,3,4,5 and 6 for Show Regulations and Hints for Exhibitors*





**Part of Richmond Fellowship,  
helping plants and people grow**



**Open 7 days a week**

**Garden centre: 9am - 4.45pm**

**Cafe: 9.30am - 4pm**

**Tel: 01372 731 970**

**[contact.moat@richmondfellowship.org.uk](mailto:contact.moat@richmondfellowship.org.uk)**

**[www.theoldmoatgardencentre.org.uk](http://www.theoldmoatgardencentre.org.uk)**

**THE OLD MOAT GARDEN CENTRE,  
HORTON LANE, EPSOM, SURREY KT19 8PQ**

**Registered Charity No 200453**

## **SUMMER SHOW 2019 – SATURDAY 22 JUNE at 2.00pm**

## **SUMMER SHOW 2020 - SATURDAY 20 JUNE at 2.00pm**

### **St Martin's Junior School, Ashley Road, Epsom**

The **FRANK MERRYWEATHER CHALLENGE CUP** is awarded for the highest aggregate points in Sections 2, 3 and 4.

The **CHALLENGE CUP**, presented by HENRY J. ROLL, Esq., is awarded for the highest points in Rose classes 3 – 9.

The **PETER GRIMSHAW TROPHY** for highest points in Section 2 excluding Rose classes.

The **SWAINSTON CHALLENGE CUP** for highest points in Sweet Pea classes 10 & 11

The **CHALLIS NOVICES CHALLENGE CUP** for highest points in Section 5 in a minimum of 3 classes.

The **ESTHER BARLEY CUP**, donated by Barbara Meineck, for highest points in Section 6.

The **VALERIE MOODY CUP**, donated by Gwen Race, for 'Best Use of Colour' in Section 6.

**Floral Art Certificates** will be awarded for 'Judge's Choice' and 'Best in Show' for floral art exhibits in Section 6 or 7

The **NORMAN FISHER CUP** for the highest aggregate points across this years Spring and Summer Shows in the photography classes

**MINIATURE CUPS** will be awarded for the highest points in each of Section 3, and 4 in a minimum of 3 classes.

**Rosettes for best rose, fruit and vegetable exhibit.**

For the purpose of computing highest aggregate, points will be awarded as follows: -

All classes	Points:	1st, 3;	2nd, 2;	3rd, 1.
	Prizes:	1st, £2;	2nd, £1;	3rd, 50p

### **SECTION 1 (FUN/NOVELTY CLASSES)**

**These classes are open to members and non members. Juniors and adults.**

**There are no points awarded for these classes and they do not count towards the Banksian Medal)**

#### **Class**

- 1 Rose, one bloom for scent. To be judged on the day by the visitors to the show
- 2 'Best Dressed Wellie'. A decorated wellie boot, any size. Decorated with materials of your choice To be judged on the day by the visitors to the show. See Newsletter for more details.

### **SECTION 2 (FLOWERS)**

- 3 Rose, one bloom
- 4 Roses, two blooms, one vase
- 5 Roses, six blooms in one container, two or more cultivars
- 6 Roses, cluster-flowered, one stem, one vase (Cluster-flowered roses include floribunda, rambler, polyantha, cluster-flowered climbers, etc.)

- 7 Roses, cluster-flowered, three stems, one vase (see cluster definition in class 6.)
- 8 Roses, old fashioned type, three stems, one vase
- 9 Roses, one bowl, six or more stems
- 10 Sweet Peas, two vases, distinct cultivar in each, six stems in each. Sweet Pea foliage allowed
- 11 Sweet Peas, vase of six mixed stems. Sweet Pea foliage allowed
- 12 Clematis 3 stems, 1 vase, 1 or more cultivars
- 13 Hardy Herbaceous Flowers (excluding shrubs), one vase, three kinds, 5 stems. Overall table space not to exceed 18" square
- 14 Hardy Dianthus, six stems, one or more kinds, one vase (excluding Sweet Williams)
- 15 Garden Flowers, three kinds, 5 stems, one vase. Excluding Shrubs
- 16 Flowering Shrubs, three stems, in bloom, one or more kinds, one vase
- 17 Hosta Leaves, six, one or more varieties, in a vase
- 18 Pansies or Violas six blooms, one or more kinds, shown on a board/card not exceeding 9" x 12"
- 19 Fuchsias, six blooms, as class 18 above
- 20 Ornamental foliage plant, one pot. (excluding grasses)
- 21 Flowering Plant, in flower, other than Class 22, one pot
- 22 Pelargonium, regal, zonal or ivy leaved, in flower, one pot
- 23 Ornamental Grass in pot (maximum pot size 9 inches)
- 24 Annual or Biennial Flowers, one or more kinds, one vase. Overall table space not exceeding 15" x 15"
- 25 Penstemon - three stems, 1 or more kinds, one vase
- 26 Single cactus in a pot
- 27 Cacti, Succulent or Alpine garden, 3 or more varieties. Container not to exceed 46cm x 31cm or not more than 42cm in diameter for a round container.
- 28 Single Succulent in a pot

### **SECTION 3 (FRUIT)**

**Exhibitors please note Rule 13, see P3. In this section only one variety per plate.**

- 29 Strawberries, ten
- 30 Gooseberries, ten
- 31 Red or White Currants, five strigs or bunches
- 32 Blackcurrants, five strigs or bunches
- 33 Raspberries, ten
- 34 Loganberries, Boysenberries or Tayberries, ten
- 35 Any other fruit not mentioned above (see guidance on P25 for numbers).

### **SECTION 4 (VEGETABLES)**

**Exhibitors please note Rule 13, see P3. In this section only one variety per plate.**

- 36 Rhubarb, three sticks
- 37 Peas, any variety, eight pods
- 38 Beetroot, any variety, two
- 39 Potatoes, three, one variety
- 40 Radishes, six
- 41 Broad Beans, six

- 42 French Beans, six
- 43 Lettuce, one, with root
- 44 Collection of cut Culinary Herbs, five kinds in one container
- 45 Any other vegetable not mentioned above (see guidance on P24 for numbers).

## SECTION 5 (NOVICES)

The Novices Section shall be open to MEMBERS who have not won a First Prize in the Novice classes at any previous Summer Show.

- 46 Roses, two blooms, any kind, one vase
- 47 Plant, foliage or flowering, in pot
- 48 Collection of Mixed Garden Flowers, excluding Shrubs
- 49 Flowering Shrubs, three stems, in bloom, one or more kinds, one vase
- 50 Collection of 4 cut Culinary Herbs in one container
- 51 Single Cactus or Succulent in a pot

## SECTION 6 (FLOWER ARRANGEMENT)

Classes for Summer 2019	Classes for Summer 2020
<p style="text-align: center;"><b>Open Classes</b></p> <p>52 Anniversary – an exhibit 53 Glass with Class – an exhibit without floral form</p> <p style="text-align: center;"><b>Advanced Classes</b></p> <p>54 Oriental Welcome – an exhibit 55 Hot Summer – an exhibit</p> <p style="text-align: center;"><b>Intermediate Classes</b></p> <p>56 Reflections – an exhibit 57 On the Beach – an exhibit</p> <p style="text-align: center;"><b>Novice Classes</b></p> <p>58 Anyone for Tennis– an exhibit 59 Posy in a Teacup – an exhibit</p>	<p style="text-align: center;"><b>Open Classes</b></p> <p>52 Easy Elegance – an exhibit 53 Showtime - an exhibit</p> <p style="text-align: center;"><b>Advanced Classes</b></p> <p>54 Softly Softly Summer – an exhibit 55 Rosy Glow – an exhibit</p> <p style="text-align: center;"><b>Intermediate Classes</b></p> <p>56 Swirls and Curls – an exhibit 57 Castaway – a seaside exhibit</p> <p style="text-align: center;"><b>Novice Classes</b></p> <p>58 Jewel Box – an exhibit 59 Summer Pastimes – an exhibit</p>

Natural plant material to be used in all classes unless otherwise stated. Except where indicated, all exhibits will be displayed on open staging 60 cm width x 60 cm depth, height optional and are judged from the front. **All measurements are approximate.**

- Advanced classes are restricted to members of The Epsom Garden Society who have achieved at least six 1st prizes at Intermediate level.
- Intermediate classes are restricted to members who have achieved at least four 1st prizes at Novice level.
- Novice classes are restricted to members who have not yet won at least four 1st prizes in that class. Juniors may have the option to enter this class if desired.
- Once a member qualifies for a higher class, that member may move up to the next level.
- Open classes are open to members of the Society at any level of expertise.

See Show Regulations pages 2, 3, and 6 for entry details and additional information.

## **.SECTION 7 (JUNIOR EXHIBITORS)**

<b>Classes for Summer 2019</b>	<b>Classes for Summer 2020</b>
<b><u>PRE-SCHOOL - UNDER 5</u></b>	<b><u>PRE-SCHOOL - UNDER 5</u></b>
60 Hands/Feet/Paint! An A4 picture using hand or feet prints	60 Prints and Paint! An A4 picture using vegetables
61 Salad Leaves (any kind) growing in a recycled container	61 A container of growing carrot tops
62 A mini flower arrangement displayed in oasis (floral foam)	62 Hand-Tied Posy displayed in a Jar
<b><u>5 – 10 YEARS</u></b>	<b><u>5 – 10 YEARS</u></b>
63 A miniature garden in a seed tray (maximum size tray 30cms or 12 inches)	63 A nasturtium plant grown from seed by exhibitor
64 A runner bean plant grown from seed by exhibitor	64 Salad leaves grown by the exhibitor may be displayed cut (in a plastic bag) or in compost
65 A Photo 'My Best Friend'	65 A photo – 'Any Summer Subject'
66 Hand-Tied Posy displayed in a Jar	66 Hand-Tied Posy displayed in a Jar
67 Flower Arrangement 'Summer'	67 Flower Arrangement 'Summer Fruits'
<b><u>11 – 15 YEARS</u></b>	<b><u>11 - 15 YEARS</u></b>
68 A Sweet pea plant growing in a pot, grown by exhibitor	68 A Vase of Summer flowers grown by the exhibitor
69 A recycled pot of Herb seedlings sown by the exhibitor	69 A recycled pot of Sunflower seedlings sown by the exhibitor
70 A photograph 'Summer Blossom'	70 A photo – 'Summer Games'
71 Hand-Tied Posy displayed in a Vase	71 Hand-Tied Posy displayed in a Vase
72 Flower Arrangement – 'Ice Cream'	72 Flower Arrangement – 'Summer Fruits'

*See pages 2,3,4,5 and 6 for Show Regulations and Hints for Exhibitors*

## **SECTION 8 (PHOTOGRAPHY)**

<b>Classes for Summer 2019</b>	<b>Classes for Summer 2020</b>
73 A View from Up High	73 Close up
74 Vase of Flowers	74 Action Photo
75 Feathered Friend	75 'Oh Dear' Look at the Weeds
76 A set of 3 photos on a theme	76 Two photos depicting Opposites (up/down, light/dark, hot/cold, etc)

For classes 73 - 76, the photographs must be the sole work of the exhibitor and not previously exhibited, but developing and printing may be done professionally. Prints or enlargements must not exceed 9" x 12".



- Specialised treatments for verrucae, fungal infections & toe nail surgery
  - SWIFT® Microwave treatment for verrucae & warts (feet & hands)
    - Wilde Pedique® nail reconstruction
    - Diabetic foot assessment
  - Orthotic therapy & footwear advice
    - Lower limb & sports injuries
    - Shock Wave therapy
    - 3D gait analysis

Saturday & evening clinics available

**Free patient car park**

4 Ashley Road, Epsom KT18 5AX

**01372 722092 / 723000**

**[www.epsomfootcare.co.uk](http://www.epsomfootcare.co.uk)**



**Beeches Tree Care**  
Quality from the ground up

Web: [www.beechestreecare.com](http://www.beechestreecare.com)

Tel: 020 86691754

Email: [admin@beechestreecare.com](mailto:admin@beechestreecare.com)

### COMMERCIAL ARBORICULTURE

- ♦ We offer a complete and comprehensive arboricultural service
- ♦ Over 20 years' experience
- ♦ Work to high standards, safely and to customer deadlines
- ♦ Large investment in high tech equipment

### CONSULTANCY

- ♦ Advice and reports on tree management
- ♦ Preliminary Tree Survey

### RESIDENTIAL TREE & GARDEN CARE

- ♦ Professional approach—offering experienced and practical advice
- ♦ Felling, Stump Grinding, Hedges
- ♦ Emergency service for dangerous trees
- ♦ Fully insured
- ♦ High quality low moisture woodchip and logs

**Contact us for a free no-obligation quote**



## **AUTUMN SHOW 2019 - SATURDAY 14 SEPT at 2.00pm**

## **AUTUMN SHOW 2020 - SATURDAY 12 SEPT at 2.00pm**

**St Martin's Junior School, Ashley Road, Epsom**

The EPSOM GARDEN SOCIETY'S AUTUMN TROPHY for highest aggregate points in Sections 2, 3 and 4.

The CHALLENGE TROPHY, presented by Mr R. Langley Mitchell for the highest aggregate points in Section 2.

The LINDLEY FRUIT TROPHY, a Challenge Cup presented by Mr E. A. Lindley, for the highest aggregate points in Section 3.

The HUMPHREYS VEGETABLE TROPHY, a Challenge Cup presented by Mr L. E. Humphreys, for the highest aggregate points in Section 4.

The BILL RAMAGE CUP, for the best vegetable exhibit in Section 4

The PERCY GRIMES MEMORIAL TROPHY, for highest aggregate points in Section 5 minimum 3 classes.

The KATHLEEN FINCH FLOWER ARRANGEMENT TROPHY, for the highest points in Section 7 in this Show.

The MADGE MANSLEY FLORAL ART CHALLENGE CUP, donated by members of the Epsom Garden Flower Club, for the highest aggregate points gained in the flower arrangement sections in all the year's Shows.

The BARBARA MEINECK TROPHY, for highest cumulative points in all Open floral art sections in all the year's Shows.

The PHYLLIS DUNBAR NOVICE AWARD, a specimen rose vase, awarded for the highest cumulative points in all novice floral art sections in all the year's Shows.

Floral Art Certificates will be awarded for 'Judge's Choice' and 'Best in Show' for floral art exhibits in Section 7 or 8

The BANKSIAN MEDAL will be awarded to the exhibitor gaining the highest aggregate prize money in the horticultural classes in all the year's Shows.

The BERNARD VYVYAN TROPHIES will be awarded to the Junior Exhibitor, in each age group, gaining highest aggregate points in all this year's Shows.

For the purpose of computing highest aggregates, points will be awarded as follows:-

Points: All Classes except 36 & 55	1st, 3;	2nd, 2;	3rd, 1.
Points: Classes 36 & 55	1st, 6;	2nd, 4;	3rd, 2.
Prizes: All Classes except 36 & 55	1st, £2;	2nd, £1;	3rd, 50p
Prizes: Classes 36 & 55	1st, £3;	2nd, £2;	3rd, £1.

### **SECTION 1 (FUN/NOVELTY CLASSES)**

**(These classes are open to members and non members. Juniors and adults.**

**There are no points awarded for these classes and they do not count towards the Banksian Medal)**

*Class*

1 Longest Runner Bean

2 Ugliest Fruit or Vegetable

3 *Berried Treasure* a display of twigs bearing berries/hips/haws etc. Maximum table space 12" x 12".

## **SECTION 2 (FLOWERS)**

### **Class**

- 4 Rose, one bloom
- 5 Roses, three blooms, one vase
- 6 Roses, cluster-flowered, three stems, one vase (Cluster roses include floribunda, rambler, polyantha, cluster-flowered climbers, etc.)
- 7 Dahlias, five pompon or miniature ball, one vase
- 8 Dahlias, three cactus, or semi-cactus, medium or small, one vase
- 9 Dahlias, three decorative, medium or small, one vase
- 10 Dahlia, one bloom, large or giant
- 11 Dahlias, three blooms of a classification not previously mentioned, one vase
- 12 Dahlias, 1 vase for frontal effect, any classifications, at least 7 stems
- 13 Chrysanthemums, 1 vase, any variety, 3 stems
- 14 Blooms grown from bulb, corm or tuber (excluding dahlia) 1 vase, 3 stems
- 15 One Sunflower Head, laid on table
- 16 Perennial Asters (including Michaelmas Daisies), three stems, one vase
- 17 Mixed Garden Flowers, excluding shrubs, not less than five kinds, one vase, overall table space not exceeding 18" deep by 20" wide
- 18 Mixed Garden Flowers, excluding shrubs, three kinds, 5 stems, one vase
- 19 Mixed Herbaceous Perennials, 5 stems, excluding Dahlias and Chrysanthemums
- 20 Flowering Shrub, three stems, one variety
- 21 Annuals or Biennials, 1 or more kinds, table space not exceeding 18" x 18" wide
- 22 One vase of foliage, four kinds, can include grasses.
- 23 Ornamental foliage plant. In pot not exceeding 9" diameter
- 24 Plant in flower (excluding fuchsia). In pot not exceeding 9" diameter
- 25 Fuchsia, in flower, in pot not exceeding 9" diameter
- 26 Fuchsia, six blooms, to be shown on a board or card not exceeding 9" x 12"
- 27 Gladioli, two blooms, to be shown on a board or card not exceeding 9" x 12"
- 28 One flowering Begonia in pot not exceeding 9" diameter (not bedding begonia)

## **SECTION 3 (FRUIT)**

**Exhibitors please note Rule 13, see P3. In this section only one variety per plate.**

- 29 Apples, Dessert, five
- 30 Apples, two varieties, one plate of each, five to a plate
- 31 Apples, Culinary, five
- 32 Pears, Dessert, five
- 33 Plums, Damsons or Greengages, six
- 34 Any soft fruit, one plate (see guidance on P25 for numbers)

- 35 Any other fruit, (excluding soft fruit) one plate (see guidance on P25 for numbers)  
 36 Collection of three plates of fruit, three distinct kinds (see guidance on P25 for numbers)

## **SECTION 4 (VEGETABLES)**

**Exhibitors please note Rule 13, see P3. In this section only one variety per plate.**

- 37 Runner Beans, six  
 38 French Beans, six  
 39 Beetroot, two  
 40 Any Brassica, (see guidance for number to exhibit on page 24)  
 41 Carrots, five  
 42 Courgettes, three, not more than 6in in length (green or yellow)  
 43 Cucumbers, two  
 44 Vegetable Marrow or Squash, two  
 45 Onions, five, grown from sets  
 46 Parsnips, three  
 47 Potatoes, three, white  
 48 Potatoes, three, coloured  
 49 Shallots, nine  
 50 Tomatoes, standard, five  
 51 Tomatoes, cherry, eight  
 52 Tomatoes, one truss any variety  
 53 Sweet Peppers, 3, any variety (excluding chillies)  
 54 Any other vegetable (see guidance on P24 for numbers to exhibit)  
 55 Collection of vegetables, four distinct kinds. Table space not to exceed 2ft x 2ft.  
 (see guidance on P24 for numbers)

## **SECTION 5 (NOVICES)**

The Novices Section shall be open to MEMBERS who have not won a First Prize in the Novice classes at any previous Autumn Show.

- 56 Dahlia, one bloom, any variety  
 57 One Pot Plant in flower  
 58 Collection of Mixed Garden Flowers  
 59 One vase of foliage, three kinds, can include grasses.  
 60 Apples, one kind, one dish of three  
 61 Beans, Runner, five, one kind  
 62 Tomatoes, standard or cherry, five, one kind  
 63 Any other vegetable, exhibit 3

## **SECTION 6 – (FOOD)**

*See pages 2,3, 5 and 6 for Show regulations and Hints for Exhibitors*

Classes for Autumn 2019	Classes for Autumn 2020
64 Jar of soft fruit jam	64 Jar of soft fruit jam
65 Jar of stone fruit jam	65 Jar of stone fruit jam
66 Small jar of Jelly	66 Small jar of Jelly
67 5 Shortbread Biscuits - exhibitor's own recipe. (Recipe to be displayed)	67 5 Cheese Biscuits exhibitor's own recipe. (Recipe to be displayed)

68	Cake with a vegetable ingredient, exhibitor's own recipe. (Recipe to be displayed)	68	Cake with a fruit ingredient, exhibitor's own recipe. (Recipe to be displayed)
69	A Cold Vegetarian Starter	69	A Vegetable Salad served with a Homemade Dressing (dressing to be named)

## SECTION 7 (FLOWER ARRANGEMENT)

Classes for Autumn 2019	Classes for Autumn 2020
<p style="text-align: center;"><b>Open Classes</b></p> <p>70 Berried Treasure – an exhibit 71 Round the Twist – an exhibit</p> <p style="text-align: center;"><b>Advanced Classes</b></p> <p>72 Last of the Summer Wine – an exhibit 73 Masquerade – an exhibit</p> <p style="text-align: center;"><b>Intermediate Classes</b></p> <p>74 Autumn Glory – an exhibit 75 Harvest Time – an exhibit</p> <p style="text-align: center;"><b>Novice Classes</b></p> <p>76 The Candlelit Hour, a table centre – an exhibit 77 What's cooking – an exhibit</p>	<p style="text-align: center;"><b>Open Classes</b></p> <p>70 Pantomime, to be named – an exhibit 71 Bonfire Night - an exhibit</p> <p style="text-align: center;"><b>Advanced Classes</b></p> <p>72 A Touch of the Orient– an exhibit 73 Twice as Nice – an exhibit</p> <p style="text-align: center;"><b>Intermediate Classes</b></p> <p>74 Glory of the Garden – an exhibit 75 On Reflection – an exhibit</p> <p style="text-align: center;"><b>Novice Classes</b></p> <p>76 Teatime – an exhibit 77 Fruits of Autumn– an exhibit</p>

Natural plant material to be used in all classes unless otherwise stated. Except where indicated, all exhibits will be displayed on open staging 60cm width x 60cm depth, height optional and are judged from the front. **All measurements are approximate.**

- Advanced classes are restricted to members of The Epsom Garden Society who have achieved at least six 1st prizes at Intermediate level.
- Intermediate classes are restricted to members who have achieved at least four 1st prizes at Novice level.
- Novice classes are restricted to members who have not yet won at least four 1st prizes in that class. Once a member qualifies for a higher class, that member may move up to the next level. Juniors may have the option to enter this class if desired.
- Open classes are open to members of the Society at any level of expertise.

*See Show Regulations pages 2 and 3 for entry details plus page 6 for additional information for Flower Arrangement*

## **SECTION 8 (JUNIOR EXHIBITORS)**

Classes for Autumn 2019	Classes for Autumn 2020
<b><u>PRE-SCHOOL UNDER 5</u></b>	<b><u>PRE-SCHOOL UNDER 5</u></b>
78 A Pasta picture maximum size A4	78 A collage using assorted materials, maximum size A4
79 3 Decorated Biscuits (biscuits can be purchased)	79 Vegetable Monster
80 A mini flower arrangement displayed in oasis (floral foam)	80 Hand-Tied Posy displayed in a Jar
<b><u>5 – 10 YEARS</u></b>	<b><u>5 – 10 YEARS</u></b>
81 A homemade bird feeder	81 A tomato plant growing in a pot (plug plants available at Summer Show)
82 A Summer Bedding plant grown from a plug plant. (plug plants available at Summer Show)	82 A firework picture using any assorted materials
83 5 Decorated Fairy cakes, on a plate covered with cling film or a clear plastic bag	83 5 Brownies, on a plate covered with cling film or a clear plastic bag
84 Hand-Tied Posy displayed in a Jar	84 Hand-Tied Posy using dried flowers
85 Flower Arrangement – ‘Autumn Colour’	85 Flower Arrangement – ‘Summers End’
<b><u>11 – 14 YEARS</u></b>	<b><u>11 – 14 YEARS</u></b>
86 A jar of Jam, chutney or other preserve	86 A Cold Vegetable Soup, served in a bowl covered with cling film
87 3 Runner beans grown by exhibitor	87 3 vegetables more than 1 variety
88 A Chilled Herbal Tea	88 A Fruit Cake.
89 Hand-Tied Posy using dried flowers	89 Hand-Tied Posy displayed in a Vase
90 A Flower Arrangement – ‘Autumn Gold’	90 Flower Arrangement – ‘Food Feast’

*See pages 2,3,4,5 and 6 for Show Regulations and Hints for Exhibitors*

## VEGETABLE COLLECTIONS

An entry must consist of the following number of vegetables unless otherwise specified in the schedule. The maximum marks are as indicated.

Vegetable	No. of Exhibits	Max Marks
Artichokes, Globe	3	15
Artichokes, Jerusalem	6	10
Asparagus	9	15
Aubergines	2	18
Beans, broad and long pod	6	15
Beans, runner	6	18
Beans, dwarf	6	15
Beetroot	2	15
Brussel Sprouts, picked	10	15
Cabbage, cooking	2	15
Cabbage, red	2	15
Capsicums (sweet peppers)	3	15
Capsicums (hot chilli)	6	15
Cauliflowers or Broccoli	2	20
Carrots	5	20
Celeriac	3	15
Celery	2	20
Courgettes	3	10
Cucumbers	2	15
Endive	2	15
Kale	2	12
Leeks	3	20
Lettuces	1	15
Marrows (including squashes)	2	15
Onions	5	20
Parsnips	3	20
Peas	8	20
Potatoes	3	20
Radishes	6	10
Salsify	4	15
Savoys	2	15
Shallots	9	12
Spinach (leaves)	10	12
Swedes	3	15
Sweetcorn	2	15
Tomatoes	5	20
Turnips	3	15

## FRUIT

An entry must consist of the following number of fruits unless otherwise specified in the schedule.

Fruit	No. in a dish
Gooseberries	10
Strawberries	10
Raspberries	10
Loganberries, Boysenberries or Tayberries	10
Red, white or Blackcurrants (bunches)	5
Cherries	10
Blackberries	10
Plums, Damsons, Greengages	6
Apples	5
Pears	5
Nectarines	4
Apricots	4
Peaches	3
Melon	1
Grapes (bunch)	1



## Recipes

### SAUSAGE ROLL

250g Pastry *Note: if bought pastry is used this must be noted on entry*

250g Sausagemeat

1 teaspoon mixed herbs

1 teaspoon tomato puree

Salt & Pepper

Flour for dusting

A little milk

1 egg beaten

#### Method:

- Combine sausagemeat, herbs, tomato puree and seasoning in a bowl.
- Roll out pastry on a floured surface into a rectangle measuring 40 x 20 cms. Cut into two strips.
- Divide sausagemeat into two, dust with flour and form into rolls the length of the pastry.
- Lay a sausagemeat roll on each pastry strip.
- Brush the pastry edges with a little milk, fold pastry over and press long sides firmly together, crimping edges.
- Brush pastry with beaten egg, then cut each roll into two.
- Place on a greased baking sheet and bake at 220C (GM7) for 15 minutes.
- Reduce heat to 180C (GM4) and cook for a further 15 minutes.





# Discounts for Members

The following local traders offer discounts to members on production of a current EGS membership card

- F.Giles, Chessington Garden Centre, Leatherhead Rd, Chessington, KT9 2NG (discount on mower servicing)
- The Old Moat Garden Centre, Horton Lane, Epsom, KT19 8PO (10% discount on plants)
- Ashtead Park Garden Centre, Pleasure Pit Road, Ashtead, KT21 1HU (10% discount on plants)

# **F.Giles Garden Machinery**

**Chessington Garden Centre  
Leatherhead Road  
Chessington  
Surrey, KT9 2NG.**



**Tel 01372 720123**

**[www.fgiles.co.uk](http://www.fgiles.co.uk)**

**Sales, Service, Spares & Repairs  
for Garden Machinery**



**ROSEBERY MANOR - CARE & NURSING HOME**

# Make this year the year you start enjoying peace of mind again!

Our home features 63 private apartments comprising a mixture of sizeable studios and one-bedroom suites. Offering Signature's exceptional residential and nursing care with outstanding facilities and services, all within a comfortable, friendly environment. A place where we can really make a difference to your lifestyle.

We also feature a specialist dementia care area of 24 suites, comfortable, open-plan and naturally lit, offering Signature's unique support for individuals requiring specialist care.

THE *New*  
BENCHMARK IN  
**care**

Call us today for more information  
**01372 540238**

**Rosebery Manor** 458 Reigate Road,  
Epsom, Surrey, KT18 5XA  
**Email:** [enquiries.rosebery@signaturesl.co.uk](mailto:enquiries.rosebery@signaturesl.co.uk)  
**[www.signature-care-homes.co.uk](http://www.signature-care-homes.co.uk)**

**Signature**  
delivering peace of mind